

# DDE Attard Ltd, Hal Luqa

## Application for Variation of IPPC Permit

### Volume 1: IPPC Application Document



135/2, Kyle Buildings,  
Mediterranean Street,  
St Julian's, STJ 1870,  
Malta

Tel: (+356) 2137 7934  
Email:  
advisory@tfork.com



Version 2: 28th September 2022







135/2, Kyle Buildings,  
Mediterranean Street,  
St Julian's, STJ 1870,  
Malta

Tel: (+356) 2137 7934  
Email:  
advisory@tfork.com

135/2, Kyle Buildings,  
Mediterranean Street,  
St Julian's, STJ 1870,  
Malta  
Tel: (+356) 2137 7934  
Email: advisory@tfork.com

**DDE Attard Ltd, Hal Luqa,**  
**Application for Variation of IPPC Permit: Volume 1**  
September 2022  
Report for: **DDE Attard Ltd**

#### Revision Schedule

Rev	Date	Details	Written by:	Checked by:	Approved by:
00	July 2021	Submission to client	Ing Mark Cilia Business Advisor	Ing Manuele Vagnoli Senior Manager	Ing James Sammut Senior Partner
01	September 2022	Submission to client	Ing Mark Cilia Business Advisor	Colette Konietzny Business Advisor	Ing James Sammut Senior Partner

#### Disclaimer

This report has been prepared in accordance with the scope of Tuning Fork Advisory's appointment with this client and is subject to terms of this appointment. This report has been prepared by Tuning Fork Advisory with all reasonable skill, care and diligence, and taking into account of the manpower and resources devoted to it by agreement with the client. Information reported herein is based on the interpretation of data collected and has been accepted in good faith as being accurate and valid.

Tuning Fork Advisory accepts no liability for any use of this document other than by its client and only for the purpose for which it was prepared for and provided. Except as provided for by legislation, no person other than the client may copy (in whole or in part) use or rely on the contents of this document, without prior permission of Tuning Fork Advisory Ltd.

tfork.com



## APPENDICES

Appendix 1: Existing Permits

Appendix 2: Company Registration Certificate

Appendix 3: André Camilleri CV & Police Conduct Certificate

Appendix 4: Expenditure Plan



135/2, Kyle Buildings,  
Mediterranean Street,  
St Julian's, STJ 1870,  
Malta

Tel: (+356) 2137 7934  
Email:  
advisory@tfork.com



**Form IPPC Part A – application for a permit, variation, transfer or surrender  
For Environment & Resources Authority Use Only**

Data received

Fee received: Yes No

Amount received

Name assigned to installation

☐ ☐

**Application for a permit, variation, transfer or  
surrender**

**Integrated Pollution Prevention and Control (IPPC)  
Industrial Emissions (IPPC) Regulations 2013**

**Introduction to Part A**

**When to use this form**

Use this form if you are sending an application to the ERA under the Industrial Emissions (IPPC) Regulations, 2013.

The form is to be used for applications made in respect of both 'installations' and 'mobile plant' (and in the rest of the form, the term 'installation' also covers 'mobile plant' where appropriate).

**Before you start to fill in this form**

There may be two or more operators in a single installation. Each operator will need a permit, each obtained by a separate application. Your applications will principally relate to the part of the installation under your control, but will also need to include some information on the rest of the installation. This will help us to assess the operation of the whole installation. The term "installation", when used in this application form (and elsewhere) may refer to either the whole or part of the installation, depending on the nature of the information we are seeking to obtain.

**Which parts of the form to fill in**

The form is in five parts but we usually only send you the parts you need to fill in. Everyone has to fill in Part A, and prepare and sign a covering letter at the end of their application.

The other parts you need to fill in depends on the type of application you are making:

- To apply for a new permit – fill in Parts A and B;
- To vary an existing permit – fill in Parts A and C;
- To transfer all or part of an existing permit to

someone else – fill in Parts A and D. This should be a joint application by the transferor and the transferee;

- To surrender all or part of an existing permit – fill in Parts A and E.

**Other documents we need to see**

There are a number of other documents you will need to send us with your application. Each time a request for documents is made in the application form you will need to record a document reference number for the document or documents that you are submitting in the box provided on the form for this purpose.

Please also mark the document(s) clearly with this reference number and either the application reference number if you know it or your existing permit number. If you do not have either of these, please use the name of the installation.

If you know your Application Reference Number, please enter it into the box below:

**Using continuation sheets**

In the case of questions required to be answered on the application form itself, please use a continuation sheet if you need extra space; but please indicate clearly on the form that you have done so by stating a document reference number for that continuation sheet. Please also mark the continuation sheet itself clearly with the information referred to above.

**Copies**

Please submit 1 hard copy and 1 soft copy of the application form and all supporting information.

A soft copy of the application form must also be submitted to the consultees identified in Regulation 19(2) of Legal Notice 10 of 2013. A signed delivery note must be enclosed with the application to ERA.

**If you need help and advice**

We have made the application form as straightforward as possible, but please get in touch with us on tel: 2292 3500 or email: [ippc@era.org.mt](mailto:ippc@era.org.mt) if you need any advice on how to set out the information we need.



## A1 About your application

### A1.1 What type of application are you making?

- ☐ new permit
- ☒ variation of an existing permit
- ☐ transfer of an existing permit
- ☐ surrender of an existing permit

### A1.2 Name of the installation

DDE Attard Ltd

Please tell us if this name is:

- ☒ already agreed with the ERA; or
- ☐ one that you are proposing.

### A1.3 Please give the address of the site of the installation, and a map or plan showing the site of the installation and the location of the installation on the site

Street Address	3, Scrap Lane Valletta Road	
Locality	Hal Luqa	Post Code LQA 1764

### A1.4 Give details of any existing permit(s) for the installation.

Please give details of any applicable waste management licences, planning permits, environmental permits or sewer discharge permits. Include permit number(s), type(s) and date(s) of issue, and submit copies.

#### Appendix 1: Existing Permits:

- IPPC Permit: IP 0001/13
- Planning Permits: PA 05538/07, PA 01876/15 (including minor amendment), PA04172/16 (including amendments to PA 5538/07 & PA 1876/15 and including minor amendments)
- Sewer discharge permit from WSC (DMU 7400), issued in 2022.

## A2 Authorised contacts

It will help us to have someone who we can contact directly with any questions about your application. The person you name should have the authority to act on your behalf.

### A2.1 Who can we contact about your application?

This could be an agent rather than the operator.

Name	Daniel Attard	
Position	Director	
Address		
Street Address	DDE Attard Ltd Scrap Lane Valletta Road	
Locality	Hal Luqa	Post Code LQA 1764

Phone Number 21667857 / 99427330

Fax Number 21805161

Email address management@ddeattard.com

### A2.2 Operational contact

If different to the above, please identify the person we should contact to discuss operational matters on an ongoing basis.

Name	Andre Camilleri	
Position	In-house consultant	
Address		
Street Address	DDE Attard Ltd Mexico Farm Sqaq it-Tuta	
Locality	Xghajra	Post Code XJR 140
Phone Number	21667857 / 99427330	
Fax Number	21805161	
Email address	andrecamilleri@ddeattard.com	



### A3 About the operator

Please provide the information requested below about the 'operator', which means:

- for applications for a new permit – the person who it is proposed will have control over the installation in accordance with the permit (if granted),
- for applications for a variation, transfer or surrender – the person who currently has control over the installation in accordance with the permit.

If you are applying for a transfer, we will ask for more information relating to the proposed new operator (transferee) in Part D.

### Legal status of operator

#### A3.1 Is the operator an individual, a group of individuals, a partnership or a company/corporate body?

- ☐ Individual (sole trader) or group of individuals: go to question A3.2.
- ☐ Partnership: go to question A3.3.
- ☒ Company or corporate body: go to question A3.5.

### Individual applicants

#### A3.2 Please give us the following details.

Where more than one person is applying (other than as a partnership) we need details of each person.

Continue on separate sheets if necessary.

Full Name

ID Card/Passport No.

Trading/business name (if any)

Business address

Street Address		
Locality		Post Code

Phone Number

Fax Number

Email address

Now go to question A4, What to do next.

### Applications from partnerships

#### A3.3 Who is applying?

We can only issue permits to named individuals, not to a partnership name. We therefore need details of each person in the partnership.

Continue on separate sheets if necessary.

Person

Full Name

ID Card/Passport No.

Principal place of business

Street Address		
Locality		Post Code

Contact Numbers

Phone Number

Fax Number

Email address

Person

Full Name

ID Card/Passport No.

Principal place of business

Street Address		
Locality		Post Code



**A3.6 Is the operator a subsidiary of a holding company?**

No ☒

Yes ☐ name of ultimate holding company

--

**Registered office address**

Street Address		
Locality		Post Code

**Principal office address (if different)**

Street Address		
Locality		Post Code

**Company registration number**

--

**A4 What to do next**

Now you need to fill in the other Parts of this form available online.

If you are applying for

- ☐ • A new permit – fill in Part B;
- ☒ • A variation – fill in Part C;
- ☐ • A transfer – fill in Part D;
- ☐ • A surrender – fill in Part E.

## Form IPPC Part C: Application for a Variation



For ERA use only  
Application reference:

Use this part of the form if you are applying to vary the conditions or any other provision contained in your permit.

Please read carefully Appendix I attached with this application.

### C1 About the installation

Please fill in the installation table below with details of all the activities and operators at the whole installation, even if you are applying for a permit in respect of only part of the installation.

In **Column 1: Activities in "the stationary technical unit"**, please describe all activities listed in Annex I to the Industrial Emissions Directive that are proposed to be carried out.

For **Directly associated activities**, please identify any directly associated activities proposed to be carried out on the same site which:

- have a technical connection with the activities in the stationary technical unit; and
- could have an effect on pollution.

These could include, for example, boilers, generators, water purification systems, scrubbers and other air purification systems.

In **Column 2: Schedule 1 references**, write the category the installation falls under in Schedule 1 of the Industrial Emissions (IPPC) Regulations (LN 10/13), e.g. 1.1, 5.3(b)(i).

In **Column 3: Operator**, write the name of the operator for each activity (if you are the operator yourself, write "Applicant").

In **Column 4: Variations**, indicate how the proposed changes would affect the activities.

#### C1.1 Installation details

COLUMN 1 Permitted activities in the "stationary technical unit"	COLUMN 2 Schedule 1 references	COLUMN 3 Operator	COLUMN 4 Proposed variations
Processing and storage of End-of-Life Vehicles (ELVs)	5.3(b)(iv)	Applicant	As per description provided in Volume 2: Chapter 2

#### Directly associated activities

Temporary storage and dismantling of specified types of WEEE	-	Applicant	None
Storage and stripping of wires	-	Applicant	None
Storage and processing of clean scrap metal and wood	-	Applicant	None
Storage and processing of waste tyres and bumpers	-	Applicant	None
Fuel storage and refuelling of the company's heavy plant trucks and equipment	-	Applicant	None
Associated activity of general maintenance and repairs	-	Applicant	None



## C1.2 Non-technical description

Please provide a non-technical description of the proposed changes.

Document reference number:

Volume 2: Chapter 2

## C1 About the installation *continued*

### C1.3 The proposed variations

Please provide a summary of the variations which you are applying for.

This should include:

- a description of the change in operation requiring the variation;
- an indication of the variations to the conditions of the permit that you wish to apply for.

Document reference number for the summary:

Volume 2: Chapter 2

### C1.4 Site maps and reports

Are you proposing any change in operation that would result in additional land being included within the site of the installation?

Yes ☐ No ☒

If yes, please provide:

#### C1.4.1

A site report, describing the condition of the site of that part of the installation in respect of which you are applying for a variation, and, in particular, identifying any substance in, on or under the land which may constitute a pollution risk. A baseline report assessing the state of the groundwater and land may also be required by the Authority.

Document reference number for the report:

#### C1.4.2

A suitable map (or maps) showing the location of the site of the installation, and the area for which a variation of the IPPC permit is being applied for. The outline of the site and the area requiring the variation should be clearly marked in colour, and the surroundings of the site should be included in the map.

Document reference number for map(s):

### C1.4.3

Suitable block plans, properly labelled, showing any changes to the location and nature of the various activities being proposed on that site.

Document reference number for plans:

*All maps and plans submitted shall be to scale, using a scale rule. Soft copies of plans should be submitted in .pdf format only.*

## C2 Your proposed techniques

### C2.1 Environmental Management System

Provide details of any changes to environmental management techniques resulting from your proposals.

Document reference number:

Volume 2: Annex 6

### C2.2 Proposed activities

**C2.2.1** Describe any proposed changes to the installation activities.

Document reference number:

Volume 2: Chapter 3

**C2.2.2** Describe the proposed techniques and measures to prevent and reduce waste and emissions of substances and heat (including during periods of start-up or shut-down, momentary stoppage, leak or malfunction) as a result of your proposals.

Document reference number:

Volume 2: Chapter 3

**C2.2.3** Submit a flow diagram summarising the proposed installation activities and indicating the changes.

Document reference number:

Volume 2: Chapter 3

**C2.2.4** Include a comparison of the proposed changes to the activities with relevant BAT conclusions published by the European

Commission, where these have been published.<sup>1</sup>

Document reference number:

Volume 2: Chapter 3

**C2.2.5** Include an outline of the main alternatives considered to the proposed changes to the technology, techniques and measures.

Document reference number:

Volume 2: Chapter 3

---

<sup>1</sup> Available from <http://eippcb.jrc.es/reference/> and/or <http://ec.europa.eu/environment/air/pollutants/stationary/ied/implementation.htm>



## C2 Your proposed techniques *continued*

### C2.3 Raw materials

Identify any changes to the raw and auxiliary materials, and any other substances (including fuels) proposed to be used as a result of your proposals.

If any changes are proposed, give details of quantities proposed to be used annually and submit respective MSDS sheets.

In addition, identify the storage location of these materials on a site layout plan and give details on:

- Maximum storage capacity;
- Containment measures (including bunding capacity, where applicable);
- Protective measures (including security).

Document reference number:

No changes are proposed

### C2.4 Ozone depleting substances and fluorinated greenhouse gases

Identify any changes to the equipment using ozone depleting substances and fluorinated greenhouse gases, with a fluid charge of 3 kg or more.

For each such equipment, identify the type of equipment (hermetically-sealed systems, fixed systems or mobile systems), its use (firefighting, refrigeration/air-conditioning or high-voltage switchgear), charge (in kg) and the type of substance (e.g. R22, R407c, R134a).

Document reference number:

No changes are proposed

### C2.5 Maintenance

Describe any changes to the maintenance programme for the installation.

Document reference number:

Volume 2: Chapter 3

### C2.6 Energy

**C2.6.1:** Describe any changes to the annual energy consumption, highlighting the main energy-consuming equipment, and generation by source and end-use (including information on energy generated on site, if applicable).

Document reference number:

Volume 2: Chapter 3

**C2.6.2:** Describe any changes to the proposed basic measures for improvement of energy efficiency.

Document reference number:

Volume 2: Chapter 3

### C2.7 Water

Provide a breakdown of any changes to the proposed annual water consumption by source and end-use.

Document reference number:

No changes are proposed

### C2.8 Risk assessment

Describe any changes to the documented system used to identify, assess and minimise the environmental risks and hazards of accidents and their consequences.

Include any changes to emergency plans in case of fire, actions to be taken in case of failure of abatement equipment and other environmentally relevant incidents (e.g. spillages, gas leakage).

Document reference number:

Volume 2: Chapter 3

### C2.9 Training

Please indicate whether any changes to the staff training programme will be required. Please submit the name of the technically competent person on site who will be responsible for such training.

Document reference number:

Volume 2: Chapter 3

### C2.10 Cessation

Describe any changes to the outline decommissioning plan describing the draft proposed measures upon definitive cessation of activities, to avoid any pollution risk and return the site of the installation to a satisfactory state (including relevant measures for the design and construction of the installation).

This plan shall include a draft waste management strategy, and a qualitative assessment of the potential for contamination of land and groundwater pollution which might



## C2 Your proposed techniques *continued*

arise from the historical and current processes carried out at the installation.

Document reference number:

Volume 3: *Comments to C2.10*

### C2.11 Multi-operator installations

Where you are not the only operator of the installation, describe any change to the techniques and measures (including those to be undertaken jointly by yourself and other operators) for ensuring satisfactory operation of the whole installation resulting from your proposals.

Document reference number:

N/A. Not a multi-operator installation

## C3 Your proposed emissions

### C3.1 Waste<sup>2</sup>

**C3.1.1:** Characterise (using the European Waste Catalogue code, in accordance with LN 184 of 2011 as amended<sup>3</sup>) and quantify any changes to each waste stream from the installation.

Document reference number:

Volume 2, Chapter 4

**C3.1.2:** Describe any changes to the proposed measures for waste management, storage and handling. If any are identified, also indicate the storage location of wastes on a site layout plan and give details on:

- Maximum storage capacity;
- Containment measures (including bunding capacity, where applicable);
- Protective measures (including security).

Document reference number:

Volume 2, Chapter 4

**C3.1.3:** Describe how each waste stream identified in C3.1.1 is prepared for re use, recycled, recovered or disposed of. If you propose any disposal, explain why recovery is technically and economically impossible and describe the measures planned to avoid or reduce any impact on the environment.

<sup>2</sup> For installations carrying out waste management activities (activities listed in "Section 5: Waste management" of Annex I of the Industrial Emissions Directive), please use this section to document both incoming and outgoing waste.

<sup>3</sup> <http://www.mepa.org.mt/file.aspx?f=6289>.

## C3 Your proposed emissions *continued*

For these wastes, give details on authorised disposal/recovery facilities proposed to be used for each waste. If any on-site recovery of waste is proposed, provide details.

For each of these wastes, give details on off-site transportation, including registered waste carriers/brokers to be used.

Document reference number:

Volume 2, Chapter 4

### C3.2 Emissions to Groundwater

Could there be changes to groundwater discharges from the installation?

Yes ☐ No ☒

If yes, explain how the requirements of the Protection of Groundwater against Pollution and Deterioration Regulations (LN 108 of 2009) have been addressed, and submit a map showing the proposed location of such emissions.

Document reference number:

### C3.3 Emissions to Sewer

**C3.3.1:** Is a new sewer connection envisaged as a result of your proposal?

Yes ☐ No ☒

If yes, please submit a block plan of the site, showing the proposed layout of sewer connections and any other drains (colour-coded), as well as the proposed discharge point(s).

Document reference number:

**C3.3.2:** If a new sewer connection is envisaged, does the installation have a Sewer Discharge Permit?

Yes ☐ No ☒

Please submit a copy of the permit, or of the submitted application if the permit has not yet been issued.

Document reference number:



### C3 Your proposed emissions *continued*

**C3.3.3:** Could the proposal involve the release of any Schedule A or Schedule B substance into the sewers, or changes to releases?

Yes ☐ No ☒

If yes, explain how the requirements of LN 139 of 2002 have been addressed.

Document reference number:

**C3.3.4:** Are new or changes to cesspit/s being proposed?

Yes ☐ No ☒

If yes, please provide certification by an independent, warranted engineer showing that each cesspit is in line with the requirements of Schedule 1 Activity 43 of LN 106 of 2007 (as may be amended).

Document reference number:

#### C3.4 Emissions to the Sea

Identify if the proposal may result in changes to direct discharges to coastal (up to 1 nautical mile from the coast line) or territorial waters.

Yes ☐ No ☒

If any changes are identified, explain how the requirements of the Discharge of Dangerous Substances Regulations (LN 213 of 2001) and the Water Policy Framework Regulations (LN 194 of 2004 as amended by LN 24 of 2011) have been addressed.

Include details of the source, any treatment proposed prior to discharge, composition and maximum volumes (in m<sup>3</sup>/day) discharged.

Document reference number:

In addition, please submit a block plan of the site, showing the proposed discharge point to the sea. Indicate the geo-referenced coordinates for discharge to sea.

Document reference number:

#### C3.5 Rainwater

Describe any changes to how rainwater is handled on site. If any changes are proposed,

attach a site drainage map indicating rainwater capture and harvesting/discharge.

Document reference number:

#### C3.6 Emissions to Air

Identify if there may be any changes in emissions of substances to air.

Yes ☐ No ☒

If any are identified, submit details of each emission point, the nature and the proposed quantities of substances emitted from each point and treatment/abatement measures. A block plan of the site showing each emission point should be submitted.

For each new boiler/generator, submit the following details: rated thermal input, energy output, date of manufacture, stack height, fuel type and annual fuel consumption.

Document reference number:

#### C3.7 Odour emissions

Identify if there may be changes in emissions of odour.

Yes ☐ No ☒

If any are identified, submit details of the main sources of odour, and the proposed techniques and measures for control of odour.

Document reference number:

#### C3.8 Emissions to Land

Identify if there may be any changes in emissions of substances to land.

Yes ☒ No ☐

If any are identified, submit details of the nature and the proposed quantities of substances emitted to land, as well as a map showing the proposed location of such emissions.

Document reference number:

Volume 3, Comments to C3.8



### C3 Your proposed emissions *continued*

#### C3.9 Noise

Describe:

**C3.9.1:** The main sources of noise and vibration (including infrequent sources) of the new proposal;

**C3.9.2:** The proposed techniques and measures for control of noise;

**C3.9.3:** The nearest noise sensitive locations and distance away from the site (a site map may be submitted for this purpose); and

**C3.9.4:** Relevant environmental noise measurement surveys which have been undertaken (monitoring shall be according to the latest revisions of ISO1996 and the rating of industrial noise affecting residential areas shall be according to BS 4142; monitoring shall be carried out exclusively using type 1 sound level meter).

Document reference number:

Volume 2, Chapter 4

#### C3.10 Monitoring

Describe the proposed measures for monitoring emissions arising from the proposal, including any environmental monitoring. The following must be specified:

**C3.10.1:** The location of each proposed monitoring point (plotted on a suitably-labelled block plan of the site);

**C3.10.2:** The substances (in each environmental medium) which are proposed to be monitored;

**C3.10.3:** The frequency with which monitoring is proposed to take place;

**C3.10.4:** The proposed measurement methodology, which should be a standard methodology, such as EN or ISO standard, or equivalent;

**C3.10.5:** The proposed procedure for evaluation of the results.

Document reference number:

Volume 2, Chapter 4

#### C3.11 Emissions & waste summary

By means of a mass flow diagram, summarise the emissions and waste described in sections C3.1, C3.2, C3.3, C3.4, C3.6, and C3.8 of this application.

Document reference number:

Volume 2, Chapter 3

### C4 Impact on the environment

#### C4.1 Environmental effects

Provide an assessment of the potential significant environmental effects (including transboundary effects) of the foreseeable emissions from the proposal.

Document reference number:

Volume 2, Chapter 5

#### C4.2 Effects on other sites

Provide an assessment of whether the proposal is likely to have a significant effect on another site in Malta and, if it is, provide an assessment of the implications of the installation for that site.

Document reference number:

Volume 2, Chapter 5

### C5 Environmental statements

#### C5.1 Environmental statement

Has this proposal required an EIA Report under the Environmental Impact Assessment Regulations S.L. 549.46?

Yes ☐ No ☒

If yes, please supply a copy of the EIA Report submitted and details of any decision made.

Document reference number:

### C6 Statutory consultees

We will use the information in this section to identify who we must consult about your proposals.

#### C6.1 Local council

In which area is the installation located? If premises are on a boundary please give the names of all the relevant authorities.

Hal Luqa



### C6.2 Other sites

Are there any other sites which may be affected by emissions from the proposal? (Refer also to your answer to C4.2).

Yes ☒ No ☐

If yes, please give the names of the sites:

The following sites were identified following a review of the fire risk of the scheme:

- Luqa Civic Amenity site (operated by WasteServ Malta)
- EasyGas Malta Limited, Hal Luqa
- Metalco
- Landfill, INDIS

### C6.3 Port Authority

Could the installation involve the release of any substance into a harbour managed by a port authority?

Yes ☐ No ☒

If yes, please name the port authority:

## C7 Planning status

### C7.1 Planning status

Which of the following applies to the proposed installation activities?

We cannot issue a permit unless one of the following applies. Please tick the applicable answer and submit a copy of the relevant documents.

☒ You have planning permission.

Document reference number:

Appendix 1: Existing Permits

☐ You have a certificate of lawful existing use or development.

Document reference number:

☐ Planning permission is not required - please say why and enclose written confirmation from the Planning Directorate at MEPA.

Document reference number:

☐ If you have submitted an application for planning permission which has not yet been determined, please provide a copy of the application.

Document reference number:

## C8 Technically competent person

### Technically competent person

We need to make sure that whoever holds the permit is a 'technically competent person'. This includes consideration of relevant offences, technical competence and financial provision.

### C8.1 Technically competent management

Are any changes to the technically competent management of the activities proposed?

Yes ☒ No ☐

If yes, please give details for each person and provide the written evidence requested.

Responsible person 1:

Full Name: Andre Camilleri  
Position: In-house Consultant  
Date of employment: February 2020  
Mobile number: 79444215

Document reference number for copies of CV, relevant qualifications and recent police conduct certificate:

Appendix 3

Responsible person 2:

Full Name:  
Position:  
Date of employment:  
Mobile number:

Document reference number for copies of CV, relevant qualifications and recent police conduct certificate:

Responsible person 3:

Full Name:  
Position:  
Date of employment:  
Mobile number:

## Appendix I Data Protection Clause

In terms of the Data Protection Act (Chapter 440 of the Laws of Malta), we will process any personal and/ or sensitive data supplied on/ in this submission or subsequently supplied by yourself, whether orally or in writing, for all or any of the following purposes:

1. The proper processing of your submission;
2. internal management, research and statistics;
3. the protection and promotion of our legitimate interests and the proper conduct of our obligations arising under any law or statutory instrument; and
4. to make public the necessary information as specified in the relevant law and/or instrument.

Relevant data will be disclosed or shared as appropriate with all our employees and with other third parties if pertinent to any of the purposes listed above.

You have the right to require that we provide you with access to your **personal data** as well as the right to rectify, or, in appropriate circumstances, erase/edit any inaccurate, incomplete or immaterial personal data which is being processed. However, you are required to inform us immediately of any alterations relating to your personal data which we are processing.

By sending your submission, you confirm that you are giving your explicit consent, in terms of the Data Protection Act, on behalf of yourself and all the other persons specified in this submission for the Authority to process your respective personal information as outlined above and you confirm that you have brought this Data Protection notice to the attention of these other persons and obtained their respective consents.

We undertake to implement appropriate measures and safeguards for the purpose of protecting the confidentiality, integrity and availability of all personal data processed.

---





135/2, Kyle Buildings,  
Mediterranean Street,  
St Julian's, STJ 1870,  
Malta

Tel: (+356) 2137 7934  
Email:  
advisory@tfork.com

## **Appendix 1 – Existing Permits**

## Permit with introductory note

Environment Protection Act (CAP. 549);  
 Industrial Emissions (Framework) Regulations, S.L.549.76;  
 Industrial Emissions (Integrated Pollution Prevention and Control) Regulations, S.L. 549.77.

---

**DDE Attard Ltd**  
**Scrap Lane**  
**Valletta Road**  
**Luqa**

Permit number  
 IP 0001/13

## Contents

Introductory note .....	3
Permit.....	5
Conditions.....	6
1 General.....	11
2 Operating conditions.....	14
3 Records.....	35
4 Reporting.....	36
5 Notifications.....	37
6 Interpretation.....	38
Schedule 1 – Notification of abnormal emissions.....	40
Schedule 2 – Annual Environmental Report .....	41
Schedule 3 – List of permitted waste on site.....	48
Schedule 4 – Terms of reference for noise monitoring .....	51
Schedule 5 – Minimum requirements for ELV certification of destruction .....	54
Schedule 6 – Minimum requirements for the proper treatment of separately collected WEEE.....	55
Schedule 7 – Site Plans.....	57
Schedule 8 – Site Layout Plan.....	59
Schedule 9 - Terms of Reference for Compliance Audits related to Annual Reporting for Authorised Waste Facilities.....	60
Schedule 10 - Minimum requirements for an Environment Management System (EMS).....	64
Schedule 11 - Packaging Certificate ERA Form.....	66
Schedule 12 - Maximum storage capacity of materials.....	68
Schedule 13 - Notification for acceptance of containerised waste.....	69
Schedule 14 - Submission of Certifications and Documentation .....	71
End of Permit .....	71



**This page has been intentionally left blank**

## Introductory note

The following Permit is granted under Regulation 7 of the Industrial Emissions (Framework) Regulations,(SL 549.76) ("the Industrial Emissions (Framework) Regulations") to operate an installation carrying out activities covered by the description in Sections 5.3(b)(iv) in Schedule 1 of the Industrial Emissions (IPPC) Regulations (SL 549.77), to the extent authorised by the Permit, i.e.

**"Recovery, or a mix of recovery and disposal, of non-hazardous waste with a capacity exceeding 75 tonnes per day involving treatment in shredders of metal waste, including waste electrical and electronic equipment and end-of-life vehicles and their components."**

Aspects of the operation of the installation which are not specifically regulated by conditions in the Permit may also be subject to the condition implied by Regulation 8 of the Industrial Emissions (IPPC) Regulations, which require the Permit Holder to use the best available techniques for preventing or, where that is not practicable, reducing emissions from the installation.

Conditions marked with a "∞" shall be construed as conditions which are to be enforced by the Authority responsible for such an issue.

Techniques include both the technology used and the way in which the installation is designed, built, maintained, managed, operated and decommissioned.

In some sections, the Permit conditions require the Permit Holder to use Best Available Techniques (BAT), in each of the aspects of the management of the installation, to prevent and where that is not practicable to reduce emissions. These conditions do not explain what is BAT.

A non-technical description of the installation is given in the original application dated January 2016 and revised by submissions dated April 2019, but the main activity of the installation is as follows:

- **waste recycling comprising of end-of-life vehicles and metal processing (including shredding / crushing) facility.**

Note that the Permit requires the submission of certain information to the Competent Authority. In addition, the Competent Authority has the power to seek further information at any time under regulation 11 of the Industrial Emissions (Framework) Regulations, provided that it acts reasonably.

### Other IPPC Permits relating to this installation

Permit holder	Permit Number	Date of Issue
<i>Not applicable</i>		

### Superseded Licences/Authorisations/Consents relating to this installation

Holder	Reference Number	Date of Issue
<i>Mr. Disma Attard</i>	<i>WM 0009/06/K</i>	<i>14<sup>th</sup> March 2016</i>

## Public Registers

This IPPC Permit and application is available to the public through the Competent Authority in accordance with the requirements of the Industrial Emissions (IPPC) Regulations. Certain information may be withheld from the public where it is commercially confidential or contrary to national security.



## Variations to the Permit

This Permit may be varied at any time in the future (by the Authority serving a Variation Notice on the Permit Holder). If the Permit Holder himself wants any of the Conditions of the Permit to be changed, a formal application must be submitted to the Competent Authority. The **Status Log** within the Introductory Note to any such Variation Notice will include summary details of this Permit, variations granted up to that point in time and state whether a consolidated version of the Permit has been granted.

## Surrender of the Permit

Before this Permit can be wholly or partially surrendered, an Application to surrender the Permit has to be made to the Competent Authority by the Permit Holder. For the application to be successful, the Permit Holder must be able to demonstrate to the Competent Authority that there is no pollution and/or public health risk and that no further steps are required to return the site to a satisfactory state. The Permit Holder shall retain all responsibility for management and activities within the site until the Authority officially approves the permit surrender in writing.

## Transfer of the Permit or part of the Permit

Upon the joint application of a Permit Holder and a proposed transferee, the Permit Holder may request to transfer an environment permit. The permit shall not be transferred from the Permit Holder without prior approval from the Authority. Upon the Authority's decision to transfer the permit to the transferee, all rights, obligations, liabilities shall subsist onto the transferee.

## Status Log

Detail	Date	Comment
<i>Application IP 0001/13</i>	<i>Received 07 March 2016</i>	<i>Not 'Duly Made'</i>
<i>Response to request for information</i>	<i>Request dated 17 February 2017</i>	<i>Response received 09 October 2017</i>
<i>Response to request for information including feedback from regulatory consultees</i>	<i>Request dated 12 February 2018</i>	<i>Response received 01 October 2018.</i>
<i>Application 'duly made'</i>	<i>11 March 2019</i>	
<i>Response to request for information</i>	<i>Request dated 11 March 2019</i>	<i>Response (consolidated application) received 13 March 2019</i>
<i>Public consultation</i>	<i>Commenced on 09 April 2019</i>	<i>Concluded on 08 May 2019</i>
<i>Permit determined</i>	<i>6 December 2019</i>	

## End of Introductory Note



## Permit

Industrial Emissions (Framework) Regulations, S.L.549.76;  
Industrial Emissions (Integrated Pollution Prevention and Control) Regulations, S.L. 549.77;

Permit number:  
**IP 0001/13**

Approved Documents:  
**IP 0001/13/DOC1**  
**IP 0001/13/DOC2**  
**IP 0001/13/DOC3**

The Environment and Resources Authority (hereinafter the Authority; the Competent Authority or ERA) in exercise of its powers under Regulation 7 of the Industrial Emissions (Framework) Regulations, 2013 (S.L.549.76) ("the Industrial Emissions (Framework) Regulations"), hereby authorises:

**Mr. Daniel Attard obo DDE Attard Ltd** (hereinafter "the Permit Holder" or "the Permit Holder"),

Of / Whose Registered Office (or principal place of business) is at:

**No. 3,  
Scrap Lane,  
Valletta Road,  
Luqa, LQA 1764**  
(Company registration number: **C4938**)

to operate an installation at:

**DDE Attard Ltd, Scrap Lane, Valletta Road, Luqa, LQA 1764**

The permit is valid for a period of 4 years from the date of the granting. The Permit Holder may apply for a renewal to this permit expressing his intention at least nine (9) months prior to the expiry of this permit. Request for renewals shall only be considered upon confirmation of compliance with permit conditions and fulfilment of documentation as requested by this permit.

Environment and Resources Authority		Date Granted:  01 / 07 / 2020
<b>APPROVAL</b>		
Board No. 95	Held on 6 <sup>th</sup> December 2019	
Chairman_____ Secretary_____		

**Authorised to sign on behalf of the Competent Authority**

## Conditions

### 1 General

These permit conditions shall be read in conjunction with the IPPC Application received on 7<sup>th</sup> March 2016, as subsequently clarified and recorded in the status log above which form an integral part of these permit conditions.

#### 1.1 Permitted Activities

- 1.1.1 The Permit Holder is authorised to carry out the activities and the associated activities specified in Table 1.1.1.

<b>Table 1.1.1</b>		
<b>Activity listed in Schedule 1 of the Industrial Emissions (IPPC) Regulations / Associated Activity</b>	<b>Description of specified activity</b>	<b>Limits of specified activity</b>
Sections 5.3(b)(iv): Processing and storage of End-of-Life Vehicles (ELVs)	Receipt and processing of ELVs and related sorting, management and storage of separated components.	<p>From receipt of ELVs according to EWCs specified in Schedule 3 to dispatch of separated components to authorised facilities either locally or abroad, and the selling for reuse of upholstery.</p> <p>The maximum quantity of cars awaiting depollution as defined by S.L. 549.36 Waste Management (End of Life Vehicles) Regulations, shall not exceed 20 (twenty) at any one time.</p> <p>Storage of wastes accepted on site shall not exceed a period of 12 months on site if pending disposal and 36 months if pending recovery.</p>
Temporary storage and dismantling of specified types of WEEE as per Condition 2.4.1.5	Receipt, temporary storage & dismantling of cookers, water meters and washing machines as per Condition 2.4.1.5.	From receipt of specified WEEE to dispatch of dismantled components for recycling to a permitted facility either locally or abroad.
Storage and stripping of wires	Receipt, storage and stripping of wires for separation into copper and plastic destined for recycling.	From receipt of waste wires to dispatch of separated copper and plastic casing for recycling to a permitted facility either locally or abroad.
Storage and processing of clean scrap metal and wood	Receipt, storage and processing of scrap metal and wood in designated areas.	From receipt of waste metals and wood to dispatch to authorised facilities either locally or abroad



	Use of shredder to process waste metal and wood.	
Storage and processing of waste tyres and bumpers	Sorting, storage, cutting and baling of waste tyres in designated areas up to a maximum of 50 tonnes in any one time.	From receipt of waste tyres to dispatch of end product tyres for authorised use or to authorised waste facility.
Temporary storage of sealed containerised waste.	Sealing at the site of generation, pre-notification to ERA for approval and storage within designated area as per Schedule 8.	Storage capacity will be to a maximum of 4 containers (110 tonnes). The storage for such containers shall not exceed a period of 12 months on site if pending disposal and 36 months if pending recovery.
Operation of a composter for food waste	Composting of organic wastes authorised in this permit, in an enclosed system using equipment and mitigation measures specified as part of application and approved document IP 0001/13/DOC1.	From acceptance of specified organic waste into composting until (1) either dispatch offsite as waste or (2) dispatch of finished product offsite following approval in writing by the Authority  From receipt of organic waste to composting and distribution of compost to schools.
End of Waste activity for compost	Composting of organic waste and distribution of compost	Waste compost shall not be dispatched from the site as a product until such time that the Authority confirms in writing that End-of-Waste status has been achieved. Any waste compost that does not achieve End-of-Waste status shall be disposed of until End-of Waste status is achieved as confirmed by the Authority (in line with condition 1.6.2).
Fuel storage and refuelling of the company's heavy plant trucks and equipment.	Storage and refuelling of heavy plant vehicles, private vehicles and standby generator onsite.	From extraction of fuel (diesel and petrol) from the depollution process or receipt of fuel from suppliers authorised by the Regulator for Energy and Water Services (REWS) to refuelling of the company's heavy plant vehicles, private vehicles and standby generator.
Associated activity of general maintenance and repairs	Maintenance and repair/s on equipment and/or vehicles within the installation.	From maintenance/repair, activity to appropriate recovery/disposal of any waste generated on site.

1.1.2 No wastes other than those which are categorised in Schedule 3 in accordance to the European waste catalogue codes as published in Commission Decision 2000/532/EC and as may be amended from time to time shall be accepted at this site.

1.1.3 For all wastes and/or raw materials specified in Schedule 12, storage quantities of all incoming and outgoing wastes shall not exceed the limits identified in this Schedule. This requirement is without prejudice to condition 2.4.2.7.

## **1.2 Site**

1.2.1 The activities authorised under condition 1.1.1 shall not extend beyond the Site, as shown in blue and red on the Site Plan in Schedules 7a and 7b respectively to this Permit.

1.2.2 Site security systems shall be implemented at all times during the subsistence of this Permit, the objective of which shall be to prevent access which is not authorised either by the Permit Holder or under legal powers of entry. These shall be installed, operated and maintained, and shall be fully documented and recorded.

1.2.3 During non-operating hours the site shall be firmly closed and totally inaccessible to third parties, both by vehicle and on foot.

1.2.4 The site perimeter shall be clearly delineated either by a chain link fence, bollards or walls conforming to applicable development permits issued under the Development Planning Act, 2016 (Act I of 2016) and subsidiary legislation.

1.2.5 A copy of the contract from the pest control company shall be made available to the competent authority underlining the Pest Management Plan.<sup>∞</sup>

## **1.3 Overarching Management Condition**

1.3.1 Once the installation is rendered impermeable in line with approved document IP 0001/13/DOC2, no waste shall be deposited, stored, treated or otherwise handled in any area of the site that is not impermeable and where thorough clean up and site reinstatement cannot be readily undertaken. This condition shall be read in conjunction with condition 1.6.

1.3.2 All plant, equipment and technical means used in operating the Permitted Installation shall be maintained in good operating condition and without causing polluting emissions, potentially polluting leaks and spillages. The permit holder shall keep maintenance records as per condition 2.3.8.

1.3.3 The weighbridge shall be maintained and calibrated and certified by a warranted engineer or by the equipment's manufacturing company once every year. Records of such certification shall be submitted as part of the Annual Environment report and shall be made available to the Authority upon request.

1.3.4 Without prejudice to the other conditions of this Permit, the Permit Holder shall implement and maintain the Environmental Management System (EMS), and an organisational structure, and allocate resources that are sufficient to achieve compliance with the limits and conditions of this Permit.

1.3.5 The Permit Holder shall submit (including as part of the EMS) the following reports annually as part of the Annual Environmental Report of the site, according to the timeframe specified in Condition 4.2:

- 1.3.5.1 Environmental Policy containing the installation's environmental objectives and targets;
- 1.3.5.2 Environmental Management Programme report (for the reporting year);
- 1.3.5.3 Environmental Management Programme proposal (for the following year).



- 1.3.6 The Permitted Installation shall, subject to the conditions of this Permit, be managed, controlled and operated as described in the application and subsequent responses to requests for information submitted as per the Status Log above, or as otherwise previously agreed in writing by the Authority.

## 1.4 Improvement Programme

- 1.4.1 The Permit Holder shall complete the improvements specified in Table 1.4.1 by the date specified in that table, and shall send written notification of the date of completion of each requirement to the Authority on [ced.facilities@era.org.mt](mailto:ced.facilities@era.org.mt) within 10 working days of the completion of each such requirement.

Table 1.4.1: Improvement programme		
Reference	Requirement	Date
1 <sup>∞</sup>	To provide WSC the required information in order to obtain the sewer discharge permit.	Within one month of the issue of this permit.
2	Certificate from a third party warranted engineer or architect showing how the fuel storage tanks listed below in Item No. 3 have a bund constructed according to condition 2.6.3 of this permit.	Within six months of the issue of this permit.
3 <sup>∞</sup>	<p>In order for the facility to be 'notified' as per S.L. 545.22 Petroleum for the Inland (Retail) fuel market Regulations, the Permit Holder should use and inform the Regulator for Energy and Water Services about the following:</p> <ul style="list-style-type: none"> <li>a) For petrol – a tank not exceeding 270 litres as approved by a competent person, as described within the same regulations</li> <li>b) For EN 590 diesel: <ul style="list-style-type: none"> <li>i. 8,000 litre tank for on-site vehicle and equipment refuelling,</li> <li>ii. 270 litre tank for storage of diesel generating by the ELV depollution process</li> <li>iii. 220 litre tank built-in the standby generator as approved by a competent person.</li> </ul> </li> </ul>	<ul style="list-style-type: none"> <li>a) &amp; b) ii – Prior to the commencement of End-of-Life vehicle depollution</li> <li>b) i. &amp; iii. Within six months of the issue of this permit.</li> </ul>
4	Certification by an independent warranted civil engineer or architect that the fuel retention separator has been constructed in accordance with EN 858, including inspection of the efficiency of operation covering the whole area of the permitted installation.	<ul style="list-style-type: none"> <li>a) Interim certification following completion of hardstanding works and certification of phase one (1)</li> <li>b) Full certification within three months of the installation of the complete hardstanding.</li> </ul>
5	Certification by an independent warranted civil engineer or architect that the engineered site containment and drainage systems for the whole site are leak-proof and resistant to physical, mechanical and chemical stresses to which they may be	Within one year of granting of permit.

	subjected.	
6	Notification on the completion of works in accordance with PA 4172/16 to ensure compliance with BAT.	24 months from the granting of the permit
7	Submission of an effluent monitoring plan for the oil-water separator overflow which considers the materials handled and activities carried out on site.  Submission of results obtained from the effluent monitoring exercise approved by ERA.	Within three months of the installation of the complete hardstanding.  Within one year from approval of the effluent monitoring plan.
8	Submission of a method statement for carrying out a Noise Monitoring Survey in accordance with condition 2.2.9.4.  Implementation and submission of Noise Monitoring Survey as approved by ERA.	Within 4 months from the granting of the permit.  Within time frames approved by ERA.
9 <sup>∞</sup>	a) Certification from a competent company or engineer that the emergency firefighting water supplies for use by the Civil Protection Department are in place according to approved document IP 001/13/DOC3.  b) Updated certificate (a) above showing completion of relevant fire safety procedures and equipment installation according to approved document IP 001/13/DOC3.	a) Within 1 year of granting of the permit.  b) Within 27 months of granting of the permit.
10	Submission of a Best Available Techniques (BAT) comparison for the BAT conclusions stipulated under Commission Implementing Decision (EU) 2018/1147 of 10 August 2018 establishing BAT conclusions for waste treatment, under Directive 2010/75/EU of the European Parliament and of the Council in accordance with conditions 4.4 and 2.4.1.2.	Within eight months of issue permit.
11	Submission of certification from an independent warranted engineer that all equipment identified in Table 2.2.1.1 is in good working condition.	Within two months of issue of permit
12	Commissioning of second shredder and sorter based on Eddy current technology to be utilised for secondary processing of end-of-life vehicles following processing in the first shredder.	Prior to the acceptance of un-depolluted End-of-Life vehicles.

## 1.5 Operational Changes

- 1.5.1 The Permit Holder shall seek the Authority's written agreement to any operational change as defined by SL 549.77, by sending to the Authority: written notice of the details of the proposed change, including an assessment of its possible effects (including changes in emissions and waste production) on risks to the environment and public health from the Permitted Installation; any relevant supporting assessments and drawings; and the proposed implementation date.



- 1.5.2 Any such change shall not be implemented until agreed to in writing by the Authority. As from the agreed implementation date, the Permit Holder shall operate the Permitted Installation in accordance with that change, and relevant provisions in the Application shall be deemed to be amended.
- 1.5.3 The Director of Environment and Resources and any officials to whom this role is delegated are hereby authorised to make decisions on variations to this permit, with the exception of the following cases:
- (a) variations which could lead to significant impact on human health or the environment;
  - (b) any change in the nature or functioning or an extension of an installation where the change or extension in itself reaches the capacity thresholds set out in Schedule 1 of the Industrial Emissions (IPPC) Regulations;
  - (c) variations covered by the Environmental Impact Assessment Regulations;
  - (d) aspects of the operations specifically prohibited by this permit;
  - (e) changes to emission limit values;
  - (f) changes to fees;
  - (g) renewal of the validity of this permit.

## **1.6 Pre-Operational Conditions**

- 1.6.1 No acceptance processing, treatment or storage of un-depolluted end-of-life vehicles shall take place unless the following have been addressed:
- a) All the areas of hard standing dedicated for this activity according to Schedule 8 have been installed and certified by a third party warranted mechanical or civil engineer to the satisfaction of the Authority.
  - b) The separator and reservoir have been installed and the separator certified in line with the requirements in improvement programme number 4 of Table 1.4.1 covering the area mentioned in (a) above.
  - c) Completion of the construction of structures (in line with PA 4172/16) associated with these activities.
  - d) Certification by a third party warranted engineer that the bunds for the petrol and diesel storage tanks associated with this activity referred to in Improvement Program Item No. 3 in Table 1.4.1 have been constructed according to condition 2.6.3 below.
- 1.6.2 Organic waste derived from the composter shall not be dispatched from the site as a product until such time that the Authority confirms in writing that the end of waste status has been achieved following fulfilment of Section 2.5.

## **1.7 General Conditions**

- 1.7.1 The conditions and obligations of this permit are without prejudice to any other regulation, code of practice, conditions or requirements requested by other Authorities or entities, including but not limited to, the Planning Authority, the Occupational Health and Safety Authority, Transport Malta, the Regulator for Energy and Water Services (REWS) and the Environmental Health Directorate.
- 1.7.2 The Permit Holder is obliged to conform to the requirements of Legal Notice 323 of 2006 Protection of Workers from the Risks related to Exposure to Asbestos at Work Regulations [S.L.424.23].<sup>∞</sup>

- 1.7.3 This permit is granted saving third party rights. The Permit Holder is not excused from obtaining any other permission required by law.
- 1.7.4 The Permitted Installation shall be managed, controlled, supervised and operated by staff that are aware of the importance of environmental protection and suitably trained on the requirements of this Permit. All staff shall be provided with adequate training and written operating instructions to enable them to effectively carry out their duties. Such training shall be recorded and maintained in line with Section 3.2.
- 1.7.5 The Permit Holder is to prevent litter or other wastes escaping from the site boundaries. Any such escape of waste shall be collected immediately upon detection.
- 1.7.6 In these conditions and their interpretation, all terms shall have the same meaning as that assigned to them in CAP549 Environment Protection Act and its subsidiary legislation.
- 1.7.7 The company shall maintain a register of third party complaints. The register shall record the details of complainant(s) if available, the date, source and nature of the complaint and the corrective action undertaken, where such action proves necessary.
- 1.7.8 In case of any monitoring requirements specified in this permit, there shall be provided safe means of access to enable sampling/monitoring to be carried out by the Authority or by a third party if deemed necessary.
- 1.7.9 The Permit Holder has the sole responsibility to ascertain compliance with legal obligations, permit conditions and to undertake activities on and off site in line with good environmental practices at all times.
- 1.7.10 All persons have a duty of care to protect the environment. The Permit Holder shall become familiar with his legal obligations and good environmental practice.
- 1.7.11 The site shall be maintained in a tidy condition and free from litter (whether arising from own activities or external sources).
- 1.7.12 The Permit Holder is to be fully liable and responsible for managing the site in all its various aspects and to supervise the full adherence with all the conditions of this permit.
- 1.7.13 The Authority may carry out regular compliance checks that vary in frequency according to the site's compliance with the permit conditions. Any such checks or audits carried out by the Authority may be made at the Permit Holder's financial expense.
- 1.7.14 The Authority's representatives may inspect and photograph any part of the site and ask for any closed or locked areas to be opened and may demand to be provided with any proof, documentation, plans, receipts or any other records. The Permit Holder shall also provide all the necessary assistance to enable the Authority to take samples if necessary.
- 1.7.15 The Authority may add, amend, delete or substitute any of the conditions of this permit after notifying the Permit Holder of its intention and after describing the changes to the Permit Holder. This is without prejudice to any prevailing circumstances that would preclude the Authority from following such a procedure.
- 1.7.16 The validity of this permit is of 4 years from the date of the granting. The Permit Holder is able to renew the permit upon application with the Authority expressing his/her intention at least nine months prior to the expiry of the permit. The permit will be considered renewed once the official renewed permit is granted by the Authority.



- 1.7.17 The permit is granted against a Bank Guarantee of €132,725 which shall be renewed annually. This guarantee will have to be maintained throughout the validity of the permit. Following renewal and/or variations to this permit, the Authority may require amendments to the Bank Guarantee.
- 1.7.18 The Bank Guarantee shall remain in place for the duration of validity of this permit and shall only be released upon confirmation of full compliance with the permit conditions by the Authority. The sum of €25,000 shall be released from the financial guarantee by the Authority upon the permit holder's request, following the completion of the works described in IP 0001/13/DOC2, and after verification by the Authority that the works have been carried to its satisfaction. The release of the bank guarantee will only be considered by the Authority according to the staggered manner described below:
- (a) Release of €5,000 once the area referred to as "already paved" in IP0001/13/DOC2 is completed and approved by ERA;
  - (b) Release of €5,000 once Phase 1 is completed and certified in line with condition 1.6.1 (a) and (b) and approved by ERA;
  - (c) Release of €5,000 once Phase 2 is completed, certified and approved by ERA
  - (d) Release of €5,000 once Phase 3 is completed, certified and approved by ERA
  - (e) Release of €5,000 once Phase 4 is completed, certified and approved by ERA.
- 1.7.19 The Authority may take part or all of the bank guarantee if the Permit Holder fails to take the necessary action, or fails to fulfil his legal obligations under the Act or its subsidiary legislation thereof, in cases of non-compliance with these permit conditions, or in cases where environmental integrity is threatened. This bank guarantee is without prejudice to any environmental liabilities incurred by the Permit Holder through failure to adhere with permit conditions or any other works/activity carried out on site. Should the Authority forfeit the Bank Guarantee either in part or in full, the permit holder shall ensure that this is replenished without undue delay, in any case not exceeding 2 months from the date of forfeiture.
- 1.7.20 The Permit Holder shall endeavour to implement the Site Earthworks Method Statement hereinafter referred to as **IP0001/13/DOC2** within the timeframes approved by the Authority therein. This condition is subject to the forfeiture of **€25,000** from the Bank Guarantee at **€5,000** as per conditions 1.7.17, 1.7.18 and 1.7.19 should this condition not be complied with within the stipulated timeframes.
- 1.7.21 In cases where the bank guarantee does not cover the expenses incurred by the Authority to take any remedial action on the Permit Holder's behalf, the Permit Holder is to financially reimburse the Authority of all the expenses incurred within.
- 1.7.22 The operator shall submit a fixed annual fee of €500 and a variable addition reflecting ERA's cost for inspections. The latter variable component depends on the actual number of site inspections, which is determined by the performance of the operator. The total annual contribution has to be paid annually before the anniversary of the date of issue of this permit.
- 1.7.23 A copy of this permit and those parts of the application referred to in this Permit shall be available at all times at the site office, including any variation notices of amendments to it.
- 1.7.24 The Authority may request additional monitoring and/or review of operational practices and/or commission audits on the installation as deemed necessary to address any circumstances that may affect the quality of the surrounding environment. Any required monitoring and audits shall be carried out at the expense of the Permit Holder.

- 1.7.25 Without prejudice to condition 1.7.21 the Authority may take any action deemed necessary including but not limited to the suspension of any activity/operation until investigations are concluded.
- 1.7.26 The Authority may suspend or revoke this environmental permit in line with the provisions of CAP549.
- 1.7.27 Any incident involving accidental release of liquid, solid or gaseous materials from the site shall be reported not later than within 24 hours to ERA, without prejudice to the emergency plan of the installation and Health and Safety.
- 1.7.28 The Permit Holder shall undertake all necessary measures and precautions to prevent spillage of raw materials, intermediates, products, waste and any other materials.

## 1.8 Off-site Conditions

- 1.8.1 The operator shall ensure that no chemicals or waste escape to the environment including when transporting such materials offsite or onsite.
- 1.8.2 At all times during the year the operator and/or Technically Competent Person (TCP) are to ascertain that the roads leading to the facility are clean and free of mud or large debris. In the event that mud or large debris is observed on the road the operator and/or TCP is to take remedial action and ascertain that the roads are immediately cleaned.

## 2 Operating Conditions

### 2.1 In-Process Controls

- 2.1.1 The Permitted Installation shall, subject to the conditions of this Permit, be operated using the techniques and in the manner described in the IPPC application, or as otherwise agreed in writing by the Authority in accordance with conditions 1.5.1 and 1.5.2 of this Permit.

### 2.2 Emissions

#### 2.2.1 Emissions to air from stationary and mobile sources

- 2.2.1.1 Only the following waste treatment equipment incorporating combustion plants as listed in Table 2.2.1.1 are permitted to operate on site.

<b>Table 2.2.1.1: List of equipment</b>			
<b>Type of machinery</b>	<b>Quantity</b>	<b>Stationary / mobile</b>	<b>Location (Schedule 8)</b>
Grab excavators	4	Mobile	As required
Shredder	1	Mobile	Area 10
Hydraulic press	1	Stationary	Area 10
Shear	1	Mobile	Area 10
Small shear	1	Mobile	Area 10
Cable stripper	1	Mobile	Area 7
Standby generator	1	Stationary	Area 25

- 2.2.1.2 Emissions to air from stationary sources shall only arise from the emission points specified in Table 2.2.1.2, as described in the IPPC application.



<b>Table 2.2.1.2 : Emission points to air</b>	
<b>Emission point reference</b>	<b>Type of machinery</b>
1	Composter biofilter
2	Hydraulic press
3	Standby generator

- 2.2.1.3 The limits for emissions to air for the parameters and emission points set out in Table 2.2.2 shall not be exceeded. These limits relate to dry gas and volume flows without dilution.

<b>Table 2.2.2 : Emission limits to air and monitoring</b>		
<b>Emission point reference</b>	<b>Parameter</b>	<b>Limit <sup>(1)</sup></b>
1	Ammonia	20 mg/Nm <sup>3</sup>
	Hydrogen Sulphide	-
	TVOC	40 mg/Nm <sup>3</sup>
	Dust	5 mg/Nm <sup>3</sup>

(1) These limits are defined at a temperature of 273.15 K, and a pressure of 101.3 kPa.

- 2.2.1.4 Every four years or one year prior to the expiry of the permit, whichever comes first, the Permit Holder shall submit certification for each stationary combustion plants listed in Table 2.2.1 by an independent warranted engineer showing that the combustion plant is in good working condition. The certifications shall be submitted as part of the Annual Environmental Report (AER) for that relevant year.
- 2.2.1.5 Emissions from the composter biofilter shall be monitored for the pollutants in Table 2.2.2 every 6 months during aerobic digestion process starting from the first time the composter is utilised. Data shall be reported as part of the AER and result certificates made available to ERA upon request.
- 2.2.1.6 Depending on the TVOC results obtained following the first monitoring session, the Authority may revise the emission limit value in Table 2.2.2 above.
- 2.2.1.7 Depending on the results of this monitoring, the Authority may restrict operations, require improvements to operations and/or require further or more frequent monitoring.
- 2.2.1.8 All metals shall be wetted whilst being shredded, whilst wood will not be shredded to a length smaller than 300mm.
- 2.2.1.9 The Permit Holder shall apply the abatement measures described in the application to any equipment related to the mechanical treatment of waste (e.g. shredding machines, shearing machines, balers) to prevent escape of particulates and excessive noise created by the processes related to this equipment.
- 2.2.1.10 Gas oil used for combustion plants shall have sulphur content not greater than 0.1 %.
- 2.2.1.11 Only Gas Oil satisfying condition 2.2.1.9 shall be utilised as a source of fuel for the industrial combustion plants. The co-incineration of any material or additional fuel including engine or other waste oil is strictly prohibited. Any change in fuel type shall require the notification and approval of the Authority prior to commencement of its utilisation.
- 2.2.1.12 The Permit Holder shall keep the periods of start-up and shut-down of the combustion plant as short as possible.

- 2.2.1.13 Should the Permit Holder intend to install equipment which could lead to additional emissions to air, a variation of this Permit must be secured prior to installation and operation of this equipment.
- 2.2.1.14 Should secondary abatement equipment be installed in order to meet the emission limit values indicated in Table 2.2.2, the Permit Holder is to keep a record proving the effective continuous operation of that equipment.
- 2.2.1.15 Sampling and analysis of polluting substances and measurements of process parameters shall be based on methods enabling reliable, representative and comparable results. Methods complying with harmonised EN standards shall be presumed to satisfy this requirement.
- 2.2.1.16 All non-road mobile machinery and diesel vehicles shall use automotive diesel which conforms to EN 590. In the case of immovable machinery used for shredding, gasoil (diesel) not exceeding 0.10% sulphur content may be used. Biodiesel may also be used but this should conform to MSA EN 14214 (including the 10 ppm sulphur limit). The use of biodiesel which conforms to MSA EN 14214 is preferable.
- 2.2.1.17 In the event of, malfunction or breakdown leading to abnormal emissions, the Permit Holder must:
- a) Investigate immediately and undertake corrective action to ensure compliance is restored without undue delay, and
  - b) Adjust the process or activity to minimise those emissions, and
  - c) Record the events and actions taken.
  - d) In the event of non-compliance causing immediate danger to human health, operation of the activity must be suspended and the Competent Authority informed within 24 hours.
- 2.2.1.18 Further to condition 2.2.1.16, the Permit Holder shall, at the written request of ERA and within 10 working days, identify the specific cause of the of the abnormal emission and examine means for its elimination or minimisation including:
- a) Relocating / redesigning / extending the stack(s) or vent(s) to a point where nuisance is minimised
  - b) Replacement of fuel
  - c) Preventative measures such as replacement of process materials (e.g. odorous solvents) by substances which are less detrimental to the environment
  - d) Improved storage of materials
- Use of additional abatement measures in line with condition 2.2.1.13.
- 2.2.1.19 The Permit Holder is obliged to conform to the requirements of Legal Notice 323 of 2006 Protection of Workers from the Risks related to Exposure to Asbestos at Work Regulations (S.L.424.23).<sup>∞</sup>

## **2.2.3 Discharges to sewers <sup>∞</sup>**

- 2.2.3.1 The Permit Holder shall ensure the Sewer Discharge Permit from the Water Services Corporation (WSC) is obtained and updated every year and shall supply all the information requested by the WSC and take all the necessary actions as instructed by the WSC and/or the Authority. The Permit Holder shall forward to the Authority a copy of any Sewer Discharge Permit issued by the Water Services Corporation within 10 days of its issue.
- 2.2.3.2 The Permit Holder shall follow the conditions of the Sewer Discharge Permit, as may be updated from time to time by the Water Services Corporation and the provisions of the Sewer Discharge Control Regulations (S.L. 545.08).



- 2.2.3.3 No discharges of trade effluent into the sewer (whether from off-site or on-site discharge points) are allowed, unless specifically permitted by the Water Services Corporation. Prior to any discharge of trade effluent, the Permit Holder must provide evidence of authorisation including the Public Sewer Discharge Permit from the Water Services Corporation to the Authority.
- 2.2.3.4 The Permit Holder shall monitor for the parameters as per Water Services Corporation requirements. As part of Schedule 2 – Annual Environmental Report, the Permit Holder shall inform the Authority of any changes to the Sewer Discharge Permit of the installation or changes made by the Water Services Corporation to monitoring requirements or frequency of monitoring.
- 2.2.3.5 Clean rainwater from roofed structures shall be segregated from all process areas that are potentially contaminated with raw materials, intermediates and/or products.
- 2.2.3.6 Foul sewer drains must be strictly segregated from storm water drains
- 2.2.3.7 The Permit Holder shall endeavour to collect rainwater in a suitable reservoir or cistern. As far as possible, rainwater shall be reused. However, harvested rainwater and any second class water collected/stored in the reservoirs shall not to be used for human consumption, agricultural and/or personal use. Water intended for human consumption and/or personal use shall be potable, from an approved source and in accordance with the provisions of Water Intended for Human Consumption Regulations, 2009 (S.L. 449.57).
- 2.2.3.8 The Permit Holder shall report discharges to the sewer as part of the Annual Environmental Report of the installation, in addition to any other reporting requirements set by the Water Services Corporation. Prior to the discharge to sewer of condensate or leachate arising from the composting activity, and subject to the requirements of the Public Sewer Discharge Permit, the operator shall ensure that the pollutant concentration levels in below Table 2.2.3 shall not be exceeded. If this leachate water is not compliant with the above, it shall not be discharged either directly (through a sewer connection) or indirectly (through road tankers) unless appropriate treatment facilities are installed. Such effluent shall be transported off-site as waste through a waste carrier to transport such waste to a local waste management facility authorised by ERA to accept such waste or exported through an authorised waste broker permit and in accordance with conditions 2.4.2.9 and 2.4.2.10.

**Table 2.2.3: Pollutant concentration levels for pollutant discharge into the public sewer.**

<b>Pollutant</b>	<b>Pollutant Concentration Levels</b>
COD	<1000 mg/L
BOD	<500 mg/L
TSS	<500 mg/L
TKN	<100 mg/L
Chloride	<1000 mg/L
Total P	<20 mg/L

## **2.2.4 Discharges to groundwater ∞**

- 2.2.4.1 No emission from the Permitted Installation shall give rise to the introduction into groundwater of any substance as per requirements of S.L. 549.53 Protection of Groundwater against Pollution and Deterioration Regulations
- 2.2.4.2 Further to condition 2.2.4.1 the Permit Holder shall not allow any discharges to groundwater.

- 2.2.4.3 The operations of the installation shall not hinder the achievement of good chemical and quantitative status of groundwater as prescribed under the Water Policy Framework Regulations, S.L. 549.100.

## **2.2.5 Fugitive emissions of substances to air**

- 2.2.5.1 The Permit Holder shall use BAT so as to prevent or where that is not practicable to reduce fugitive emissions of substances to air from the Permitted Installation, in particular from the:
- a) process areas
  - b) storage areas, including solvent storage, fuel storage, raw materials storage and waste storage
  - c) buildings
  - d) pipes, valves and other transfer systems
  - e) open surfaces
- provided always that the techniques used by the Permit Holder shall be no less effective than those described in the Application, and approved by the Authority prior to their implementation. .

## **2.2.6 Fugitive emissions of substances to water and sewer**

- 2.2.6.1 Subject to condition 2.2.6.2, the Permit Holder shall use BAT so as to prevent or where that is not practicable to reduce fugitive emissions of substances to water (including to groundwater) and sewer from the Permitted Installation, in particular from:
- a) All structures under or over ground
  - b) Surfacing
  - c) Storage areas
  - d) Bunded areas.
- 2.2.6.2 The operations of the installation shall not hinder the achievement of good status for surface waters as required under the Water Policy Framework Regulations, S.L. 549.100.
- 2.2.6.3 Engineered site containment and drainage systems (including catchment pits, bunds and oil interceptor(s)/fuel separator(s)) shall be designed, constructed, inspected, validated and maintained; and shall be fully documented and recorded to be fit for purpose while meeting the following construction quality assurance standards. All areas are to:
- a) Be fully impermeable;
  - b) Be kept free from cracks which could increase permeability;
  - c) Be leak-proof and resistant to physical, mechanical and chemical stresses to which they may be subjected;
  - d) Be laid to fall towards the drainage system to prevent pond formation.
- 2.2.6.4 All dismantling operations and storage of hazardous end-of-life vehicle components shall be carried out in contained and roofed areas.
- 2.2.6.5 Any accidental release of substances shall be duly treated prior to discharge into the sewers, or disposed as described in the IPPC application if treatment does not enable compliance with emission limit values. Records shall be kept of such discharges, including the volume discharged and other parameters, as agreed with the Water Services Corporation, as per the Sewer Discharge Permit.
- 2.2.6.6 The drainage system must be rendered impermeable so that it does not leak and is capable of collecting and containing runoff and other liquids draining from the

impermeable pavement. Runoff from the open storage yard and any overspill from the drainage system is to pass through the onsite treatment system including an oil-water interceptor.

- 2.2.6.7 All oil interceptor(s)/ shall be monitored and maintained as per industrial and manufacturer specifications to ensure efficient operation. A log of monitoring and waste removal from the interceptor shall be maintained on site and be available for inspection by the Authority.
- 2.2.6.8 Oil interceptor(s) shall be installed by an independent warranted architect or engineer as per EN 858.
- 2.2.6.9 Oil interceptor/s shall be inspected by an independent warranted architect or engineer for the first time within three months of the complete installation of the hardstanding area and thereafter at least annually. The warranted architect or engineer shall amongst other things inspect the interceptor for efficiency of operation. Certification produced by the architect or engineer shall be included in the AER.
- 2.2.6.10 If second class water (from rain water reservoir) is used to sprinkle dust emission this should be treated for Legionella bacteria.∞

## **2.2.7 Odour**

- 2.2.7.1 The Permit Holder shall use BAT so as to prevent or where that is not practicable to reduce odorous emissions from the Permitted Installation, in particular by:
  - a) limiting the use of odorous materials;
  - b) restricting odorous activities;
  - c) controlling the storage conditions of odorous materials;
  - d) controlling processing parameters to minimise the generation of odour;
  - e) optimising the performance of abatement systems;
  - f) timely monitoring, inspection and maintenance;
  - g) employing, where appropriate, an approved odour management plan;provided always that the techniques used by the Permit Holder shall be no less effective than those described in the Application, where relevant.
- 2.2.7.2 There shall be no significant offensive odour, as perceived by an Authorised Officer of the Competent Authority at sensitive locations.

## **2.2.8 Emissions to Land**

- 2.2.8.1 No emission from the Permitted Installation shall be made to land except for the reservoir overflow and located at the following coordinates: 35°51'58.1"N; 14°29'17.3"E.
- 2.2.8.2 Further to improvement programme item 7 in Table 1.4.1, monitoring shall include but not be limited to total hydrocarbons. A detailed report on the methodology to be used for the analysis required by the monitoring plan together with the parameters to be analysed must be submitted to ERA for endorsement prior to the commencement of monitoring by an independent consultant, or coordinated consultancy agency. Amendments to this programme must also be submitted at time of change.
- 2.2.8.3. The monitoring plan shall include:
  - (a) the parameters to be monitored and monitoring locations to be determined after considering all the permitted operations on site with a view to ensure that monitoring of chemicals in treated water reservoirs demonstrates that the operations are not causing potential damage to land and groundwater;



- (b) the monitoring schedule indicating how monitoring shall take place at least twice a year, at least four months apart and;
- (c) a description of the standard methods for monitoring and analysis (including laboratory and field methods) to be used, in accordance with the international standards and technical specifications stipulated by the Water Policy Framework Regulations (2015) published through S.L. 549.100, including a demonstration that the laboratories used apply quality management system practices in accordance with MSA EN ISO/IEC-17025:2005 and participate in proficiency testing programmes that meet the requirements of ISO/IEC guide 43-1 or of other equivalent standards accepted at international level.

2.2.8.4 Should the monitoring operations identify certain untreated contaminants at levels likely to cause damage to the environment, land and groundwater, the Authority may, following review of the report request additional abatement measures or changes in operational practices so aimed at reducing the observed environmental impacts.

2.2.8.5 In the event of spillages or incidents which could have led to contamination of land, the Permit Holder shall notify the Authority within 24 hours, forward a decontamination plan for the Authority's approval and execute it within an agreed time frame.

## **2.2.9 Noise and Vibration**

2.2.9.1 The Permit Holder shall use BAT so as to prevent or where that is not practicable to reduce emissions of noise and vibration from the Permitted Installation, in particular by:

- 2.2.9.1.1 equipment maintenance, e.g. circulating pumps, extraction fans, compressors.
- 2.2.9.1.2 use and maintenance of appropriate attenuation, eg. silencers, barriers, enclosures;
- 2.2.9.1.3 appropriate timing and location of noisy activities and vehicle movements;
- 2.2.9.1.4 periodic checking of noise emissions, either qualitatively or quantitatively;
- 2.2.9.1.5 mounting any equipment or machinery which may cause substantial vibrations on rubber mountings or other specialized vibration reduction mountings in order to reduce vibration impacts; and
- 2.2.9.1.6 maintenance of building fabric.

provided always that the techniques used by the Permit Holder shall be no less effective than those described in the Application, where relevant.

2.2.9.2 Emergency generators/alarms/sirens/release valves shall only be tested between the hours of 10.00 and 17.00 Monday to Friday and not on any public holiday.

2.2.9.3 The level of noise emitted from the installation at all operational times shall not exceed the background noise level by more than 5dB.

2.2.9.4 Noise monitoring is to be carried out annually (or as otherwise agreed with the Authority), starting in the first year of operation, to ensure that the above limits are not exceeded. Noise monitoring shall also be carried out upon commissioning of any new equipment which in the opinion of the Authority has the potential to significantly increase noise emissions from the installation. The Operator shall submit to the Authority a method statement for carrying out a Noise Monitoring Survey in line with the Terms of Reference provided in Schedule 4. Once the method statement is approved by the Authority, the noise monitoring survey shall be initiated.

- 2.2.9.5 Based on the results of the noise monitoring, the Permit Holder may be requested to submit a proposal for an action plan aimed at reducing noise from those sources which have resulted in significantly high noise levels.
- 2.2.9.6 The proposal for an action plan is to be submitted and approved by the Authority, which reserves the right to request any additional measures as deemed necessary.
- 2.2.9.7 Based on the results of the noise monitoring, the Authority reserves the right to restrict the hours of operations.
- 2.2.9.8 As part of the AER, records of noise monitoring of the previous year or as otherwise agreed with ERA shall be submitted to the Competent Authority by not later than end of March after the end of each reporting year, in the format specified in Schedule 2 of this permit. A detailed report shall also accompany such results.

### **2.3 Management and Technically Competent Person**

- 2.3.1 A copy of this Permit and those parts of the application referred to in this Permit shall be available at the place of work, at all times, for reference by all staff carrying out work subject to the requirements of the Permit.
- 2.3.2 The site must be well secured to minimise the opportunity for unauthorised entry.
- 2.3.3 During non-operating hours the site should be firmly closed and totally inaccessible to third parties, both by vehicle and on foot.

#### **Training**

- 2.3.4 The Permitted Installation shall be supervised and controlled by staff who are suitably trained and fully conversant with the requirements of this Permit.
- 2.3.5 All staff shall be fully conversant with those aspects of the Permit conditions which are relevant to their duties and shall be provided with adequate professional technical development and training and written operating instructions to enable them to effectively carry out their duties.
- 2.3.6 The Permit Holder shall maintain a record of the skills and training requirements for all staff whose tasks in relation to the Permitted Installation may have an impact on the environment and shall keep records of all relevant training.

#### **Maintenance**

- 2.3.7 All plant and equipment used in operating the Permitted Installation shall be maintained in good operating condition and in such a manner to:
- 2.3.7.1 prevent corrosion as applicable
  - 2.3.7.2 Ensuring access to potentially leaky equipment
  - 2.3.7.3 Regularly controlling protective equipment.
- 2.3.8 The Permit Holder shall maintain a record of plant and equipment covered by condition 2.3.7, and for such plant and equipment:
- 2.3.8.1 a written or electronic maintenance programme; and
  - 2.3.8.2 records of its maintenance.

#### **Incidents and Complaints**

- 2.3.9 The Permit Holder shall maintain and implement written procedures for:
- 2.3.9.1 taking prompt remedial action, investigating and reporting to the Competent Authority actual or potential non-compliance with operating procedures or emission limits and if such events occur;
  - 2.3.9.2 investigating incidents, (including any malfunction, breakdown or failure of plant, equipment or techniques, down time, any short-term and long-term remedial measures and near-misses) and prompt implementation of appropriate actions; and
  - 2.3.9.3 ensuring that detailed records are made of all such actions and investigations.
- 2.3.10 The Permit Holder shall record and investigate complaints concerning the Permitted Installation's effects or alleged effects on the environment and public health. The record shall give the date and nature of complaint, time of complaint, name of complainant (if given), a summary of any investigation and the results of such investigation and any actions taken.
- 2.3.11 As part of the Annual Environmental Report, the Permit Holder shall provide a summary record of incidents and complaints in the format specified in Schedule 2.

#### **Attendance of Technically Competent Person(s)**

- 2.3.12 The Technically Competent Person (TCP) is responsible for the implementation of all the obligations stipulated in this permit, must supervise the rest of the staff on site and shall be the Permit Holder's technical focal point for the implementation of the conditions of this permit. Attendance of the technically competent person(s) at the Site shall be recorded on arrival and departure.
- 2.3.13 For the whole operational hours permitted for the Site under this Permit, the Technically Competent Person/s shall be physically in attendance at the Site. Prior to start of operations, the permit holder is to provide details as to how he intends to provide this coverage in order to take into account unavoidable absences due to vacation or sick leave.
- 2.3.14 In the event of any short or long periods of sick leave or vacation leave taken by the TCP for a period exceeding 10 days, the Permit Holder is obliged to find a replacement for that member of staff without delay.
- 2.3.15 Where the Authority has been notified that the site is either non-operational or closed, the Technically Competent Person shall be capable of attending the Site within one hour.

#### **Changes in Technically Competent Persons**

- 2.3.16 Any changes/additions in technically competent management (person/s) and the name of any incoming person together with evidence that such person has the required technical competence and 24-hour contact details shall be submitted to the Authority in writing within 5 working days of the change in management.
- 2.3.17 In the event of the death, dismissal, resignation, leave, or of extended sick leave of the Technically Competent Management of the Site, the Permit Holder shall immediately inform the Authority, and prove to the Authority that the Permit Holder is actively seeking a replacement.

## **2.4 Waste**



## **2.4.1 Waste acceptance**

### **General considerations**

- 2.4.1.1. The Permit Holder shall apply the precautionary principle to safeguard the environment whilst carrying out the permitted activities and shall immediately refuse the entry of waste that is suspected to be in breach of the conditions of this permit.
- 2.4.1.2. As part of the obligations arising from Improvement Programme Item No. 10 (Table 1.4.1), the Permit Holder shall develop and maintain risk-based pre-acceptance procedures which consider:
- a) the hazardous properties of the waste,
  - b) the risks posed by the waste in terms of process safety, occupational safety and environmental impact,
  - c) the information provided by the previous waste holder(s).
- 2.4.1.3. The Permit Holder shall only accept waste for which a permitted disposal/recovery route for the output of the treatment or storage is determined.
- 2.4.1.4. The Permit Holder shall ensure that any incoming waste shall be visually inspected to check compliance with the description received during the pre-acceptance process.
- 2.4.1.5. Only waste streams as set out in the European Waste Catalogue codes in Schedule 3 can be accepted and processed on site, according to the approved document IP 0001/13/A/DOC1.
- With regards to WEEE, only the following types of WEEE may be accepted and treated on site:
- a) washing machines,
  - b) cookers,
  - c) water meters
- Any other types of WEEE (whole or dismantled components) are strictly prohibited.
- 2.4.1.6. The quarantine area (as indicated in Schedule 8) is to be maintained to temporarily hold unpermitted waste that may enter the site. A non-leaking skip or similar contained structure can be utilised for the temporary storage of unpermitted waste. Such wastes shall not be mixed with other wastes on site.
- 2.4.1.7. The Permit Holder shall maintain records of the weight of each waste consignment received and /or removed from the site, and such data is to be collected using a properly calibrated scale. Permit Holder is to submit details of the scale used, together with its location and calibration details. Records of waste weighed prior to loading onto the vehicle from the point of collection may be accepted in lieu of onsite weighing.
- 2.4.1.8. The Permit Holder shall ensure to issue a receipt for every consignment of wastes accepted on Site indicating the date and time of the consignment and the weight of the waste received. Each receipt should indicate the site name and permit number, as well as bearing a unique sequential number. Records of all waste consignments leaving the site shall also be formally recorded.
- 2.4.1.9. As part of the Annual Environmental Report for the installation, the Permit Holder shall produce a report on the wastes accepted at the Permitted Installation over the previous calendar year, providing the information listed in Schedule 2.

- 2.4.1.10. No liquid wastes shall be accepted on site except those within end-of-life vehicles or within sealed shipping containers subject to condition 2.4.1.12.

**Storage of waste in shipping containers pending export**

- 2.4.1.11. Storage of waste in sealed shipping containers within the site shall be of a temporary nature constituting of container units being parked on site as an interim measure between time of loading and final shipment/export.
- 2.4.1.12. Prior to the acceptance of any waste in sealed shipping containers and further to condition 2.8, the Permit Holder shall submit the Notification in Schedule 13 for ERA's approval at least 24 hours prior to acceptance of such waste. The notification shall also include details on measures in place in case of spillages and/or fires of any such waste being accepted on site in containers for temporary storage pending export.
- 2.4.1.13. No radioactive material shall be kept on site at any time unless these are included in shipping container subject to ERA's approval as per condition 2.4.1.12 above and after having obtained a permit from the Radiation Protection Board. The Radioactivity levels of any such sealed containers shall be checked with a handheld calibrated Geiger-counter upon site entry.
- 2.4.1.14. No wastes in gaseous physical state shall be accepted within sealed shipping containers.
- 2.4.1.15. All incoming shipping containers shall remain sealed during their temporary storage on site unless for justified emergency requirements.

**2.4.2 Waste storage and handling**

- 2.4.2.1. The total storage of hazardous wastes (as identified in Schedule 3) shall not exceed 50 Tonnes at any one time and no mixing of different hazardous wastes is permitted.
- 2.4.2.2. The Permit Holder shall use BAT in the design, maintenance and operation of all facilities for the storage and handling of waste on site such that there are no releases to water or land during normal operation and that emissions to air and risk of accidental release to water or land are minimised.
- 2.4.2.3. A waste tracking system and inventory shall be set up with the aim to track the location and quantity of waste in the plant and which holds all the information generated during waste pre-acceptance procedures.
- 2.4.2.4. All wastes shall be stored within their designated and controlled storage area(s) prior to ultimate disposal or recovery. Any unpermitted wastes that may inadvertently enter the site must be stored in a clearly defined quarantine area and not be mixed with other wastes on site.
- 2.4.2.5. All vehicle depollution and dismantling of any oil contaminated parts are to be carried within designated areas indoors or under a covered area. Any runoff from these areas should be directed to pass through an appropriate oil/water interceptor.
- 2.4.2.6. All liquid hazardous wastes (including wastes containing liquids, e.g. batteries) shall be stored indoors or under cover in a bunded area. The capacity of each bund shall be a minimum of 110% of the largest container within the bund or 25% of the total capacity of all the containers within the bund, whichever is the greater.

- 2.4.2.7. The total amount of waste that can be stored at any given time cannot extend beyond the site boundaries and their designated storage areas as outlined in site plan in Schedule 8.
- 2.4.2.8. Storage of wastes accepted on site shall not exceed a period of 12 months on site if pending disposal and 36 months if pending recovery.
- 2.4.2.9. No waste (including ELVs awaiting treatment) may be stored outside the permitted site boundary.
- 2.4.2.10. Only LPG cylinders which are specifically certified to be clean and gas free by an authorised person or installation shall be cut or shredded on site.
- 2.4.2.11. Any LPG-powered vehicles shall be checked for any gas leaks using gas detection equipment during entry at the facility and prior to any storage, treatment, or removal of the battery.
- 2.4.2.12. The input of material into the shredder shall be maintained stable and equalized by avoiding disruption or overload of the waste feed which would lead to unwanted shutdowns and start-ups of the shredder.
- 2.4.2.13. The Permit Holder shall take measures to avoid the accumulation of waste and shall regularly monitor the quantity of waste stored with respect to the maximum allowed storage capacity. A daily stock of every waste stream shall be provided immediately upon request.

### **2.4.3 Waste recovery or disposal**

- 2.4.3.1. The Permit Holder shall be committed to reduce waste generation where possible.
- 2.4.3.2. Waste produced at the Permitted Installation shall be recycled, reused or recovered unless technically and/or economically impossible.
- 2.4.3.3. Disposal or recovery of wastes leaving the installation shall take place only at permitted sites.
- 2.4.3.4. No incineration of waste or any other materials is permitted on site.
- 2.4.3.5. The Permit Holder shall keep up to date records of all incoming and outgoing wastes. Such a system of record keeping shall include records of:
  - a) quantities of waste;
  - b) information on the date of acceptance/removal from site;
  - c) European Waste Catalogue (EWC) code of the waste;
  - d) Consignment note number, in the case of hazardous wastes;
  - e) description of the waste;
  - f) the mode of transport and the names of the agent and transporter of the waste, together with the Waste Carrier Registration Number (GBR Number) where applicable;
  - g) information on where such wastes are deposited and the name of the person responsible for ultimate disposal or recovery;



- h) whether wastes are recovered or disposed, and if they are recovered, the details of this process;
  - i) information on any treatment/s applied (before disposal/recovery).
- 2.4.3.6. Without prejudice to condition 2.4.3.2, disposal of wastes including rejects, expired products, and other wastes are to be managed in accordance with the legal obligations of the S.L. 549.63 the Waste Regulations 2011, or any statutory provisions or regulations amending or replacing them. Off-site disposal or recovery of wastes may only take place at a facility licensed for that purpose.
- 2.4.3.7. End-of-waste criteria must be met for any waste to be classified as a product. In such cases, the Permit Holder shall comply with relevant criteria set by legislation. In the absence of any relevant legislation, the Permit Holder shall follow the procedure laid down in Regulation 6 of S.L. 549.63 the Waste Regulations 2011.
- 2.4.3.8. Without prejudice to condition 2.4.3.2, movement of hazardous waste to authorised facilities shall be covered by a valid consignment permit obtainable from the Competent Authority. Each movement shall also be covered by a consignment note obtainable from the Authority.
- 2.4.3.9. Prior to initiating any waste export procedure, the Permit Holder shall check with the Competent Authority in the country of export, to ensure that the correct export code/s according to the relevant Annexes of Regulation No 1013/2006 on shipments of waste are being applied.
- 2.4.3.10. Without prejudice to condition 2.4.3.9, transboundary movement of waste shall be carried out in accordance with the following regulations, as amended from time to time:
- (a) Regulation (EC) N° 1013/2006 of the European Parliament and of the Council of 14 June 2006 on shipments of waste as implemented through SL 549.65.
  - (b) Commission Regulation (EC) N° 1418/2007 of 29 November 2007 concerning the export for recovery of certain waste listed in Annex III or IIIA to Regulation (EC) N° 1013/2006 of the European Parliament and of the Council to certain countries to which the OECD Decision on the control of transboundary movements of waste does not apply; and
  - (c) any other applicable legislation.
- 2.4.3.11. The Permit Holder shall ensure to issue a receipt / certificate for every consignment of wastes accepted on Site indicating the date and time of the consignment and the weight of the waste received. Each receipt / certificate shall indicate the site name and permit number of the facility dispatching waste to the site. The certificate shall also bear a unique sequential number. Where applicable, this also applies to any Recycling Certificates issued by the permit holder. Certificates for packaging waste as per obligations of S.L. 549.43 shall however be issued utilising the recovery/disposal certificates provided by the Authority as part of Schedule 2, examples of which are annexed as Schedule 11 of this Permit or which may otherwise be communicated by the Authority.
- 2.4.3.12. Disposal and/or recovery certificates and any documentation related to transfer of waste to and from the site and/or related to its end disposal and/or recovery shall be kept on record and made available for inspection for a period of at least 5 years from date of their issue. Copies of such certificates shall be submitted on an annual basis as part of the AER.
- 2.4.3.13. As part of the Annual Environmental Report for the installation, the Permit Holder shall produce a report on the off-site transfers of waste from the Permitted

Installation over the previous calendar year, providing the information according to the approved template for reporting for that given year.

#### **2.4.4 ELV waste**

- 2.4.4.1. All wastes arising from dismantling and depollution of ELV must be segregated in designated storage areas for each waste stream. These storage areas must be clearly labelled and no mixing of different hazardous wastes is permitted.
- 2.4.4.2. Motor vehicle used for the carriage of passengers and comprising no more than eight seats in addition to the driver's seat, vehicles used for the carriage of goods and having a maximum weight not exceeding 3.5 metric tonnes intended for use on the road, and three-wheel motor vehicles must be treated separately from vehicles weighing over 3.5 tonnes and from motor tricycles, particularly in view of reporting requirements as established in Schedule 2 of this permit.
- 2.4.4.3. Further to condition 2.4.4.2, vehicles designed and constructed for the carriage of passengers, comprising more than eight seats in addition to the driver's seat, and having a maximum mass exceeding 5 tonnes shall be reported separately.
- 2.4.4.4. The permit holder shall issue a certificate of destruction once the End-of-Life vehicle is transferred to the facility. The certificate shall contain at least the minimum requirements for the certificate of destruction as set out in Schedule 5 of this permit.
- 2.4.4.5. The certificate of destruction is to be issued to the last holder and/or owner of the vehicle. A copy of the certificate is to be retained by the Permit Holder for his own records, for a minimum period of 7 years following issue of said certificate. The Authority shall be provided with copies of such certificates upon request.
- 2.4.4.6. End-of-life vehicles shall be stripped before further treatment or other equivalent arrangements are made in order to reduce any adverse impact on the environment. Such stripping operations and storage shall be carried out in such a way as to ensure the suitability of vehicle components for reuse, recovery and recycling.
- 2.4.4.7. The re-use and recovery shall be of a minimum of 95% by an average weight per vehicle and year.
- 2.4.4.8. The re-use and recycling shall be of a minimum of 85% by an average weight per vehicle and year.
- 2.4.4.9. Care shall be taken to ensure hazardous materials and components from dismantled ELVs are handled and stored in a way so as not to contaminate subsequent shredder waste.
- 2.4.4.10. The permit holder shall comply with the minimum technical requirements as stipulated by Regulation 6 and Schedule 2 of S.L. 549.36 Waste Management (End of Life Vehicles) Regulations.
- 2.4.4.11. LPG driven engines shall only be disassembled by mechanics authorised by REWS as competent installers for autogas driven vehicles.<sup>∞</sup>
- 2.4.4.12. The Permit Holder shall strictly adhere to the Method Statement for the ELV dismantling submitted as part of the application process (Approved Document: IP 0001/13/A/DOC1). Any change in this method statement shall be subject to approval by the Authority.

- 2.4.4.13. Depolluted ELVs shall be processed through ferromagnetic, eddy current and manual separation in order to achieve the required re-use and recycling targets.
- 2.4.4.14. All HFCs and HCFCs collected from the degassing of ELVs and from oil filtering equipment must be exported as waste to a Commission approved destruction facility (or recovery/reuse facility in the case of HFCs only). Such facilities must be in line with destruction technologies listed in Annex 7 of EC Regulation No 1005/2009.
- 2.4.4.15. Each tank, drum or other mobile container used to hold wastes associated with the operation of the plant (particularly refrigerant gases) shall be clearly and unambiguously labelled regarding its contents.
- 2.4.4.16. Containers used for refrigerant gas intended for resale or waste transfer off-site must be refillable and in line with Directive 2010/35/EU on transportable pressure equipment.
- 2.4.4.17. All storage, degassing and draining of equipment containing Fluorinated Greenhouse Gases shall abide by the requirements of Regulation (EU) No 517/2014 on fluorinated greenhouse gases and repealing Regulation (EC) No 842/2006, Commission Regulation (EC) Nos 1516/2007, 304/2008, 306/2008 and S.L. 427.94 – Fluorinated Greenhouse Gases (implementing) Regulations.
- 2.4.4.18. Drums and containers of waste compressor oils and gases shall be stored in designated and secure storage areas (in closed containers to avoid release of ODS or f-gas). Any recovered refrigerant gas shall not be stored in disposable containers. Storage areas shall be bunded or otherwise designed so that surface and ground waters cannot be contaminated by spillages. Should drip trays be used in lieu of a fixed bunded structure, the drip trays must be able to hold at least 25% of the total storage capacity of the drums.
- 2.4.4.19. All activities involving the extraction of Ozone Depleting Substances and Fluorinated Greenhouse Gases from vehicle air conditioning systems need to abide by the requirements of EC Regulation 1005/2009 on substances that deplete the Ozone Layer & SL 549.58 on substances that deplete the ozone Layer, regulations 2007, together with EC Regulation 517/2014 on certain Fluorinated Greenhouse Gases and its implementing acts, and S.L. 427.94 – Fluorinated Greenhouse Gases (implementing) Regulations.
- 2.4.4.20. All foams containing substances falling within the scope of EC Regulation 1005/2009 on substances that deplete the Ozone Layer & SL 549.58 on substances that deplete the Ozone Layer, together with EC Regulation 517/2014 on certain Fluorinated Greenhouse Gases, extracted from the ELVs shall be processed as per the requirements of these Regulations and subsidiary legislation.
- 2.4.4.21. In the case of refrigerated vehicles (including refrigerated containers), the Permit Holder shall submit a Method Statement describing how the dismantling of such vehicles is proposed to be carried out, taking into account all Ozone Depleting Substances (ODS) contaminated materials (e.g. insulating foams, compressor oils, etc.). The Method Statement shall indicate:
- Whether (a) the panels will be crushed and ODS and HFC extracted in a closed system; or (b) sent as panels to a European Commission approved destruction facility.
  - How ODS in the refrigerating unit used to cool the refrigerated compartment shall be extracted.
  - How the following requirements will be met: Compressor oil from the cooling system shall be placed immediately in a suitable sealed container to prevent fugitive loss of controlled substances. Following the drainage of the cooling system the compressor unit shall be removed from the refrigerator unit and placed into a sealed container. This processing shall be undertaken in a manner to ensure

fugitive emissions from the degassing of the refrigeration cooling system are collected.

No dismantling of such vehicles may take place prior to this Method Statement being approved by the Authority.

- 2.4.4.22. All degassing of ELVs and their components shall be undertaken on an impermeable pavement or in self-contained or bunded area.
- 2.4.4.23. Containers for the storage of refrigerant gases and residual materials shall be refillable, clearly labelled, segregated and inspected daily for leaks.
- 2.4.4.24. In the event of damage or deterioration to a container containing gases referred to in condition 2.4.4.11 that is, or is likely to cause, a leak, that container shall be repaired or shall be immediately transferred to a larger over-container or shall have their contents immediately transferred to an alternative container.
- 2.4.4.25. Removal of waste air conditioning equipment from ELVs shall be undertaken in a manner to prevent release of ODS and fluorinated greenhouse gases.
- 2.4.4.26. No waste containing ozone depleting substances or fluorinated greenhouse gases, other than vehicle air conditioning systems shall be accepted on site. In case such equipment enters the site, it is to be immediately stored in a designated quarantine area and subsequently disposed of at an authorised facility.
- 2.4.4.27. Drainage of the refrigeration cooling system of vehicle air-conditioning units shall be undertaken in a manner that results in the removal of 99% of the refrigerant from the cooling circuit being collected and stored in a sealed container.

#### **2.4.5 Sale of second-hand parts recovered as a result of ELV dismantling**

- 2.4.5.1. The sale of dismantled second-hand parts from ELVs processed at this facility is strictly prohibited except for upholstery which has been manually dismantled from the ELVs.

#### **2.4.6 Waste Electric and Electronic Equipment (WEEE) storage and treatment**

- 2.8.10.1. The facility shall only accept and process the EWC codes for the WEEE that are specified in Schedule 3 below for further processing according to their associated approved method statement. Any other types of WEEE or processing methods shall not take place.
- 2.8.10.2. All WEEE storage including temporary storage pending further processing on site shall be kept indoors or in areas covered with weatherproof material at all times.
- 2.8.10.3. Unless it satisfies condition 2.8.10.4 below, incoming WEEE shall always be classified as hazardous and its transfer to the facility shall always follow the Consignment Permit/Note procedure. Such WEEE includes cookers with electric/electronic components and washing machines but excludes water meters accompanied with a declaration from the waste generator that the specific consignment does not exhibit hazardous properties according to Schedule 3 of S.L.549.63 the Waste Regulations 2011.
- 2.8.10.4. Separate WEEE fractions that have been depolluted (treated) in an authorised WEEE dismantling facility or by the Permit Holder can be considered to be non-hazardous if the respective facility certifies that the separate fractions do not



exhibit properties that meet the characteristics listed in Schedule 3 of S.L.549.63 the Waste Regulations 2011.

- 2.8.10.5. Electric motors and printed circuit boards generated during the dismantling process, without hazardous components and/or substances and not mixed with other waste, are considered to be non-hazardous waste, and should be classified under EWC 16 02 16. Electric motors and printed circuit boards containing hazardous components should be classified as hazardous under EWC 16 02 15\*.
- 2.8.10.6. Plastic, metals, as well as external wires from WEEE, shall also be considered to be non-hazardous waste, and classified under EWC 16 02 16.
- 2.8.10.7. Wastes classified as EWC 16 02 16 shall only be accepted on site if covered by a documentation showing that they originated directly from cookers and water meters only coming from another facility authorised to handle WEEE.
- 2.8.10.8. Any WEEE accepted on site shall not be shredded as a whole but manually dismantled and sorted in designated covered areas prior to further processing according to the approved document IP 0001/13/A/DOC1. Any resulting non-hazardous components can then be shredded according to the method statements.
- 2.8.10.9. All WEEE storage and dismantling must take place indoors or in a covered area, with impermeable flooring. Dismantled components of WEEE shall not be mixed together in the same container. Other hazardous wastes of different natures shall also be kept separated.
- 2.8.10.10. Storage of waste batteries originating from WEEE and ELVs dismantled on site is to be carried out indoors or under cover (not open to the elements) that has impermeable ground in order to facilitate the clean-up of potential spills.
- 2.8.10.11. The area indicated for WEEE may not be used for storage or processing of any other wastes other than waste electronics. At least one (1) suitable work stations for dismantling of approximately 6m<sup>2</sup> must be set up, equipped with the necessary tools and proper component segregation bins.
- 2.8.10.12. The operator shall comply with the minimum technical requirements for storage and treatment of WEEE as set out in Regulation 8, Schedules 7 and 8 of S.L. 549.89 Waste Management (Electrical and Electronic Equipment) Regulations and reiterated in Schedule 6 of this permit.

## **2.5 Composter**

- 2.5.1 End-of-waste criteria must be met for any waste to be classified as a product. In such cases, the permit holder shall comply with relevant criteria set by EU legislation. In the absence of any relevant EU legislation, the permit holder shall follow the procedure laid down in Regulation 6 of Subsidiary Legislation 549.63. Until such time that End of Waste status is achieved for the composted material, this shall be regarded as waste and managed accordingly.
- 2.5.2 Compost not reaching the End of Waste criteria according to the Waste Framework Directive (Directive 2008/98/EC) shall be disposed of in an authorised facility permitted to accept such waste.
- 2.5.3 Only biodegradable organic green waste in line with approved document IP0001/13/DOC1 is to be accepted in the composter. This shall be stored in closed skips and/or closed containers prior to treatment in composter. No animal by-products including meat and fish waste may be accepted in the composter.

- 2.5.4 Tree prunings, woodchips, paper and cardboard may be added in the process to regulate the moisture content of the digestion process. The Permit Holder shall ensure that such material is uncontaminated from other materials such as paint and tar, visible diseases and insects.
- 2.5.5 Prior to emptying the contents of the wheelie bins into the composter, these will be visually checked for any unauthorised waste streams.
- 2.5.6 The permit holder is to ensure that the temporary storage of incoming organic waste stored at the facility is for a maximum of 48 hours prior to treatment (if not processed on same day). The number of wheelie bins (kept closed to eliminate potential odours) stored onsite during this 48 hour period will be limited to a maximum of 4 bins. This equates to a maximum of 480 litres of waste onsite pending treatment.
- 2.5.7 The composter paddles shall stop operating during waste loading and whenever the inspection hatch is opened.
- 2.5.8 Any condensate or leachate resulting from the composting activity shall be required to be stored in a leak proof closed container to prevent any foul smells.
- 2.5.9 Composted material arising from the composting activities on site shall be stored in such a way to prevent odour.
- 2.5.10 Testing and analysis of the composted material shall be carried out to determine whether this has reached the required standards to achieve the end-of-waste status for a product, as per condition 1.6.2.
- 2.5.11 Should the resultant analysis be accepted by ERA as satisfying the End of Waste criteria as per provisions of Subsidiary Legislation 549.63, the Waste Regulations; then the compost resulting from the permitted types of biowaste may be distributed to schools to be utilised to a dedicated use such as soil improver, fertiliser, etc, following receipt of written consent from the Authority.
- 2.5.12 Any compost that is to achieve end-of waste criteria must adhere to the standards for production provided by the Authority.
- 2.5.13 Emissions from the digestion vessel shall be channelled through an adequately maintained biofilter.
- 2.5.14 The water content in the digestion chamber will be continuously monitored to prevent or reduce the production of leachate whilst optimising the digestion process.
- 2.5.15 Wheelie bins used to transport waste input for the composter shall not be washed on site, and shall be returned to the waste producer within 24 hours from use.

## **2.6 Fuel Storage**

- 2.6.1 The fuel tanks shall be constructed as per recommendations by a REWS competent person and comply with relevant REWS standards. ∞
- 2.6.2 Any fuel utilised for road vehicles shall comply with the requirements of Transport Malta, the Regulator for Energy and Water Services and any other relevant Authority or Department. ∞
- 2.6.3 All bulk oil and fuel storage tanks shall be provided with an adequately designed bund system with an impermeable base and walls, as per relevant REWS standards. The capacity of the bund shall be a minimum of 110% of the largest tank within the bund or 25% of the total volume of all the tanks within the bund,

whichever is greater. All filling and off-take points shall be located within the bund. The Permit Holder shall also ensure and take all precautions to avoid any leakages or spills from liquid or solid material.

## **2.7 Energy Efficiency**

- 2.7.1 As part of the Annual Environmental Report, the Permit Holder shall produce a report on the energy consumed at the Permitted Installation over the previous calendar year, by the end of March of each year, providing the information listed in Schedule 2.
- 2.7.2 The Permit Holder shall maintain and operate the Permitted Installation so as to secure energy efficiency, in particular by:
- a) ensuring that the appropriate operating and maintenance systems are in place;
  - b) ensuring that all the plant is adequately insulated to minimise energy loss or gain;
  - c) ensuring that the type of lighting used is energy-efficient;
  - d) ensuring that all appropriate containment methods (e.g. seals) are employed and maintained to minimise energy loss;
  - e) maintaining and implementing an energy efficiency plan which identifies energy-saving techniques that are applicable to the activities and their associated environmental benefit, and prioritises them.

## **2.8 Accident prevention and control**

- 2.8.1 In the case of an accident (including chemical spills, etc.), the Permit Holder shall follow the Emergency Response Plan and shall notify the Authority within 24 hours.
- 2.8.2 The plan shall be reviewed at least every 2 years or as soon as practicable after an accident, whichever is the earlier, and the Authority notified of the results of the review within 2 months of its completion.
- 2.8.3 The Operator shall maintain and implement all occupational health and safety measures in compliance with Act XXVII of 2000 (Occupational Health and Safety Authority Act, 2000 (Chapter 424) and all relevant subsidiary legislation.<sup>∞</sup>
- 2.8.4 The Permit Holder shall have sufficient employees trained to deal with any emergency that may arise, e.g. fire-fighting and first aid.
- 2.8.5 The Permit Holder is to keep the Authority updated on any major changes in operations that may impact on the health and safety of the employees, in compliance with Act XXVII of 2000 (Occupational Health and Safety Authority Act, 2000 (Chapter 424)) and all relevant subsidiary legislation.<sup>∞</sup>
- 2.8.6 The Permit Holder is to make available Health and Safety documentation freely available in compliance with Act XXVII of 2000 (Occupational Health and Safety Authority Act, 2000 (Chapter 424)) and all relevant subsidiary legislation.<sup>∞</sup>
- 2.8.7 The fire water reservoir shall be maintained full at all times.<sup>∞</sup>
- 2.8.8 The site should have an adequate supply and type of firefighting foam readily available as part of its firefighting measures to be utilised.<sup>∞</sup>
- 2.8.9 The Permit Holder shall maintain a deflagration reduction programme according to the following requirements:

- a) designed to identify the source(s), and to implement measures to prevent deflagration occurrences;
  - b) a review of historical deflagration incidents and remedies and the dissemination of deflagration knowledge;
  - c) a protocol for response to deflagration incidents.
- 2.8.10 In the case of shredding operations, the Permit Holder shall opt for at least one of the following options in order to prevent combustion and to reduce emissions if combustion occurs:
- a) Pressure relief dampers are installed to relieve pressure waves coming from combustion that would otherwise cause major damage and subsequent emissions.
  - b) Use of a low-speed shredder installed upstream of the main shredder.
- 2.8.11 Without prejudice to other conditions in this permit, all requirements and conditions in approved document IP 0001/13/DOC3 shall apply and be enforced by the Civil Protection Department.∞

## 2.9 Monitoring

- 2.9.1 The Permit Holder shall maintain and implement an emissions monitoring programme which ensures that emissions are monitored as specified in this Permit, and the results of such monitoring shall be assessed. The programme shall ensure that monitoring is carried out under an appropriate range of operating conditions, and that measurements for the determination of concentrations of substances specified in this Permit shall be carried out representatively.
- 2.9.2 Sampling and analysis of all pollutants, as well as reference measurement methods to calibrate automated, continuous measurement systems shall be carried out as specified by the appropriate CEN standards. If CEN standards are not available, ISO standards, national or international standards, which will ensure the provision of data of an equivalent scientific quality, as agreed in writing with the Authority, shall apply.
- 2.9.3 Monitoring equipment, techniques, personnel and organisations employed for the emissions monitoring programme in condition 2.9.1 of this Permit shall be from a certified or accredited laboratory or laboratory in the process of accreditation, as confirmed by the National Accreditation Body (NAB-Malta). As part of the Annual Environmental Report, the Permit Holder shall provide evidence of certification or accreditation of laboratories used for the emissions monitoring programme.
- 2.9.4 The Permit Holder shall maintain records of all monitoring taken or carried out (this includes records of the taking and analysis of samples, instrument measurements (periodic and continual), calibrations, examinations, tests and surveys) and any assessment or evaluation made on the basis of such data, for at least a period of 5 years. Such records may be requested at any time by the Authority.
- 2.9.5 The Permit Holder shall provide ERA with monitoring reports as indicated in Section 4 of this permit.
- 2.9.6 There shall be provided safe and permanent means of access to enable sampling/monitoring to be carried out in relation to the emission points already mentioned in this Permit; and safe means of access to other sampling/monitoring points when required by the Authority.



- 2.9.7 Depending on the results obtained from the submissions of the effluent monitoring required by Item No. 7 of the Improvement Program (Table 1.4.1) and without prejudice to condition 2.2.8.4, the Authority may require further effluent monitoring and/or prescribe associated emission limit values.

## **2.10 Transport**

- 2.10.1 Independent of any Environment Management System, the Permit Holder shall be responsible for making use of the services of an ADR (The European Agreement concerning the International Carriage of Dangerous Goods by Road) certified carrier for transport of chemicals and hazardous wastes on land as per requirements of S.L. 65.22 Motor Vehicles (Carriage of dangerous goods by road) regulations.
- 2.10.2 Trucks leaving and entering the site must be properly contained so as to avoid possible escape of material.
- 2.10.3 As part of the AER, the Permit Holder shall submit the name of each carrier used in the transport of the substances specified in conditions 2.10.1 and 2.10.2, in the format specified in Schedule 2 of this Permit, by end of March after the end of each reporting year.

## **2.11 Closure and Decommissioning**

- 2.11.1 The Permit Holder shall maintain and operate the Permitted Installation so as to prevent or minimise any pollution risk, including the generation of waste, on closure and decommissioning in particular by:
- a) Attention to the design of new plant or equipment;
  - b) The maintenance of a record of any events which have, or might have, impacted on the condition of the site along with any further investigation or remediation work carried out; and
  - c) The maintenance of an outline decommissioning plan as per conditions 2.11.2 and 2.11.3.
- 2.11.2 The Permit Holder is to maintain an Outline Decommissioning Plan for the installation. This Outline Decommissioning Plan shall at least include the following information:
- 2.11.2.1 A draft waste management strategy which shall include:
- a) The identification and characterisation of sources, types of wastes (including equipment, tanks, fuels and by-products);
  - b) Criteria for segregation of wastes;
  - c) Proposed treatment, conditioning, transport, storage and disposal/recovery methods;
  - d) Potential reuse/recycling of such wastes.
- 2.11.2.2 A qualitative assessment of the potential for contamination of land and groundwater pollution which might arise from the historical and current processes carried out at the installation.
- 2.11.3 The Permit Holder shall carry out a full review of the outline Decommissioning Plan at least every 4 years.

- 2.11.4 The Permit Holder shall notify the Authority immediately upon a decision being taken to permanently decommission all or part of the site, or planned cessation for a period greater than 6 months, of all or part of the permitted activities. The Authority may impose further requirements in the case of planned cessation for a period greater than 6 months.
- 2.11.5 In the event of permanent cessation of operations in part or in full on the site, all wastes, equipment and hazardous materials (including fuels and chemicals) must be removed from the site such that any pollution risk is avoided and the site is returned to a satisfactory state. The Permit Holder shall notify the Authority immediately upon a decision being taken to cease business activity. In the case of full decommissioning, applicant shall submit a decommissioning plan in accordance with the terms of reference provided by the Authority for approval by the relevant Authorities. The obligations arising from the permit shall subsist until the Authority confirms in writing that the implementation of the decommissioning plan has been implemented to its satisfaction.
- 2.11.6 One year before the planned decommissioning of all or part of the site, the Permit Holder shall submit for approval to the Authority a full Decommissioning Plan which shall at least include:
- a) Updated land and groundwater monitoring results showing the state of land and groundwater upon cessation of activities.
  - b) A comparison between the monitoring submitted as part of the baseline report and the monitoring carried out as per condition 2.11.2.2 to assess whether significant pollution of land and groundwater by relevant hazardous substances has been caused by the installation.
  - c) The levels to which the site and any affected land and groundwater will have to be decontaminated to ensure that the site is returned to the state in the first monitoring carried out as part of the baseline report.
  - d) Where the contamination of land and groundwater at the site poses a significant risk to human health or the environment as a result of the activities carried out by the Permit Holder, the Permit Holder shall submit a report indicating the actions to be taken for removal, control, containment or reduction of relevant hazardous substances so that the site, taking into account its current or approved future use, ceases to pose such a risk.
  - e) The methods which will be used in order to decontaminate the land. Such methods may also include isolation.
  - f) A detailed waste management strategy which shall be based on the draft strategy submitted as per condition 2.11.2.1.
  - g) The identification of potential sources of emissions to the atmosphere, land and water (both seawater and groundwater) pollution which might arise from the decontamination process and corresponding mitigation measures to minimise the likelihood of such emissions.
- 2.11.7 The approved Decommissioning Plan shall be implemented within 12 months of final cessation or decommissioning of the Permitted activities or part thereof or according to a timeframe as may be agreed with the Authority.

## **2.12 Multiple Operator installations**

- 2.12.1 This is not a multi-Operator installation.

### **3 Records**

- 3.1 A site daily operations log shall be made in a legible manner and kept on site and be made available for inspection by the Authority at any reasonable time. The following information shall be recorded on a daily basis and retained for 5 years:
- a) Total amount of waste in kilos accepted on site;
  - b) Total amount of waste in kilos removed from site for disposal or further treatment;
  - c) Total amount of waste in kilos refused entry on site;
  - d) Total amount in kilos of unaccepted material sent to the quarantine area and by which registered waste carrier it was transported;
  - e) Any incidents that took place on site such as mechanical faults in the machinery or equipment used on site, any spills, fires, etc., and the remedial action taken;
  - f) Names of visitors;
  - g) Any other incidents that the Permit Holder deems important to record in the Site records.

Each record must be completed within 24 hours of the event. The records kept in the site daily operational log shall be available for inspection at any time when the Authority representatives request to inspect them.

- 3.2 The Operator shall ensure that all records required to be made by this Permit and any other records made by it in relation to the operation of the Permitted Installation shall:-
- a) be made available for inspection by the Authority upon request;
  - b) be supplied to the Authority on demand and without charge and in the format requested;
  - c) be legible
  - d) indicate any amendments which have been made and shall include the original record wherever possible; and
  - e) be retained at the Permitted Installation, or other location agreed by the Authority in writing, for a minimum period of 5 years from the date when the records were made, unless otherwise agreed in writing.

### **4 Reporting**

- 4.1 All reports and written and/or oral notifications required by this Permit and notifications required by Regulation 7 of the Industrial Emissions (IPPC) Regulations shall be made and sent to the Authority using the contact details notified in writing to the Permit Holder by the Authority.
- 4.2 The Permit Holder shall submit to the Authority an Annual Environmental Report (AER) of the previous year to the Competent Authority by the end of March of each year. The AER shall contain all the information listed in Schedule 2 of this Permit and the reporting templates available on the ERA website and in the format specified therein (<https://era.org.mt/en/Pages/Waste-Management-Applications.aspx>). The AER shall be forwarded to the Authority in electronic format.
- 4.3 An independent auditor shall be engaged by the Permit Holder to certify all of the waste reporting required by this permit, and to submit an audit report, in line with the Audit Procedures - Terms of Reference found in Schedule 9 of this permit. The Authority may carry out any such audits on the installation itself as deemed necessary at the expense of the Permit Holder in line with condition 1.7.21.

- 4.4 In the case of waste that is sent for treatment or recovery to another facility locally or abroad, the audit trail shall cover all waste from the point of generation or collection to the end recovery or disposal facility.
- 4.5 The Permit Holder shall, within 6 months of receipt of written notice from the Authority, submit to the Authority a report assessing whether all appropriate preventive measures continue to be taken against pollution, in particular through the application of the best available techniques, at the installation. The report shall consider any relevant published technical guidance current at the time of the notice which is either supplied with or referred to in the notice, and shall assess the costs and benefits of applying techniques described in that guidance, or otherwise identified by the Permit Holder, that may provide environmental improvement.

## **5 Notifications**

- 5.1 The Permit Holder shall notify the Authority without delay of:
- a) the detection of an emission of any substance which exceeds any limit or criterion in this Permit specified in relation to the substance;
  - b) the detection of any fugitive emission which has caused, is causing or may cause exceedances of the emission limit values stipulated in the permit;
  - c) the detection of any malfunction, breakdown or failure of plant or techniques which has caused, is causing or has the potential to cause significant pollution and/or public health risk; and
  - d) any accident which has caused, is causing or has the potential to cause significant pollution and/or public health risk.
- 5.2 The Permit Holder shall submit written confirmation to the Authority of any notification under condition 5.1, by sending:
- a) the information listed in Part A of Schedule 1 to this Permit within 24 hours of such notification; and
  - b) the more detailed information listed in Part B of Schedule 1 as soon as practicable thereafter;
  - c) the information regarding non-compliance incidents in Schedule 2 according to the timeframe specified in Condition 4.2;
- and such information shall be in accordance with that Schedule.
- 5.3 The Permit Holder shall give written notification as soon as practicable prior to any of the following:
- a) permanent cessation of the operation of part or all of the Permitted Installation;
  - b) cessation of operation of part or all of the Permitted Installation for a period likely to exceed 1 year; and
  - c) resumption of the operation of part or all of the Permitted Installation after a cessation notified under condition b).
  - d) requirements of condition 2.4.12.



- 5.4 The Permit Holder shall notify the Authority, as soon as practicable, of any information concerning the state of the site which affects or updates that provided to the Authority as part of the Site Report submitted with the application for this Permit.
- 5.5 The Permit Holder shall notify the following matters to the Authority in writing within 10 working days of their occurrence:-
- 5.5.1 Where the Permit Holder is a registered company:-
- a) any change in the Permit Holder's trading name, registered name or registered office address;
  - b) any change to particulars of the Permit Holder's corporate identity and
  - c) any steps taken with a view to the Permit Holder going into administration, entering into a company voluntary arrangement or being wound up.
- 5.5.2 Where the Permit Holder is a corporate body other than a registered company:
- a) any change in the Permit Holder's name or address; and
  - b) any steps taken with a view to the dissolution of the Permit Holder.
- 5.5.3 In any other case: -
- a) the death of any of the named Permit Holders (where the Permit Holder consists of more than one named individual);
  - b) any change in the Permit Holder's name(s) or address(es);
  - c) any steps taken with a view to the Permit Holder, or any one of them, going into bankruptcy, entering into a composition or arrangement with creditors, or, in the case them being in a partnership, dissolving the partnership.

## 6 Interpretation

6.1 In this Permit, the following expressions shall have the following meanings:-

6.1.1 “*AER*” means the Annual Environmental Report.

6.1.2 “*Application*” means the application for this Permit, together with any response to a notice served under Regulation 5 to the Industrial Emissions (IPPC) Regulations and any operational change agreed under the conditions of this Permit.

6.1.3 “*Authorised Officer*” means any officer of the Authority authorised in writing pursuant to the Environment Protection Act 2016 to exercise any of the powers specified therein.

6.1.4 “*Background concentration*” means such concentration of that substance as is present in:

- a) water supplied to the site; or
- b) where more than 50% of the water used at the site is directly abstracted from ground or surface water on site, the abstracted water; or
- c) where the Permitted Installation uses no significant amount of supplied or abstracted water, the precipitation onto the site.

6.1.5 “*BAT*” means best available techniques, which means the most effective and advanced stage of development of activities and their methods of operation which indicates the practical suitability of particular techniques to prevent and where that is not practicable to reduce emissions and the impact on the environment as a whole. For these purposes: “available techniques” means “those techniques which have been developed on a scale which allows implementation in the relevant industrial sector, under economically and technically viable conditions, taking into consideration the cost and advantages, whether or not the techniques are used or produced in Malta, as long as they are reasonably accessible to the Permit Holder”; “best” means “in relation to techniques, the most effective in achieving a high general level of protection of the environment as a whole” and “techniques” “includes both the technology used and the way in which the installation is designed, built, maintained, operated and decommissioned.”

6.1.6 “*Fugitive emission*” means an emission to air or water (including sewer) from the Permitted Installation which is not controlled by an emission or background concentration limit under conditions 2.1.3, 2.2.8, or 2.2.3.9 of this Permit.

6.1.7 “*Groundwater*” means all water which is below the surface of the ground in the saturation zone and in direct contact with the ground or subsoil.

6.1.8 “*Industrial Emissions (IPPC) Regulations*” means the Industrial Emissions (Integrated Pollution Prevention and Control) Regulations S.L. 549.77 and words and expressions defined in the Industrial Emissions (IPPC) Regulations shall have the same meanings when used in this Permit save to the extent they are specifically defined in this Permit. It shall include any future amendments or superseding legislation.

6.1.9 “*Malta*” means the Island of Malta, the Island of Gozo and the other islands of the Maltese Archipelago, including the territorial waters thereof.

6.1.10 “*Monitoring*” includes the taking and analysis of samples, instrumental measurements (periodic and continual), calibrations, examinations, tests and surveys.

- 6.1.11 “*Permitted Installation*” means the activities and the limits to those activities described in Table 1.1.1 of this Permit.
- 6.1.12 “*Sewer*” means sewer within the meaning of section 219(1) of the Water Industry Act 1991.
- 6.1.13 “*Staff*” includes employees, directors or other officers of the Permit Holder, and any other person under the Permit Holder’s direct or indirect control, including contractors.
- 6.1.14 “*Surface water*” means inland waters, except groundwater; transitional waters and coastal waters.
- 6.1.15 “*Technically Competent Person*” means a person possessing the qualifications, experience and technical competence to abide by the conditions of the Permit;
- 6.1.16 “*Technically Competent Management*” means the Technically Competent Person or Persons in control of the day-to-day activities authorised by the Permit and carried on at the Site;
- 6.1.17 “*The Authority*” or “*the Competent Authority*” or “*ERA*” means the Environment and Resources Authority or such other body or person as the Minister responsible for the environment may by order in the Gazette prescribe;
- 6.1.18 “*The Permit Holder*” means the Permit Holder specified in the Permit or other person to whom the Permit has been transferred in accordance with the Industrial Emissions (Integrated Pollution Prevention and Control) Regulations S.L. 549.77, and any statutory provisions or regulations amending or replacing them;
- 6.1.19 “*The Permit Holder*” means a person who is in occupation of the Site and has responsibility for carrying out day to day activities at the Site;
- 6.1.20 “*The Regulations*” means the Industrial Emissions (Integrated Pollution Prevention and Control) Regulations S.L. 549.77, and any regulations amending or replacing them;
- 6.1.21 “*The Site*” means the land, structures, plant and equipment to which this Permit relates;
- 6.1.22 “*Year*” or “*reporting year*” means calendar year ending 31 December.
- 6.2 Unless otherwise stated, any references in this Permit to concentrations of substances in emissions into air means:-
- a) in relation to gases from combustion processes, the concentration in dry air at a temperature of 273 K, at a pressure of 101.3 kPa and with an oxygen content of 3% dry for liquid and gaseous fuels (5% for diesel engines), 6% dry for solid fuels; and/or
  - b) in relation to gases from non-combustion sources, the concentration at a temperature of 273 K and at a pressure of 101.3 kPa, with no correction for water vapour content.
- 6.3 Where any condition of this Permit refers to the whole or parts of different documents, in the event of any conflict between the wording of such documents, the wording of the document(s) with the most recent date shall prevail to the extent of such conflict.

## Schedule 1

### Notification of abnormal emissions

This page outlines the information that the Permit Holder must provide to satisfy conditions 5.1 and 5.2 of this Permit.

Units of measurement used in information supplied under Part A and B requirements shall be appropriate to the circumstances of the emission. Where appropriate, a comparison should be made of actual emissions and authorised emission limits.

If any information is considered commercially confidential, it should be separated from non-confidential information, supplied on a separate sheet and accompanied by an application for commercial confidentiality under the provisions of the Industrial Emissions (IPPC) Regulations.

#### Part A

Permit Number	
Name of Permit Holder	
Location of Installation	
Location of the emission	
Time and date of the emission	

Substance(s) emitted	Media (e.g. air, groundwater)	Best estimate of the quantity or the rate of emission (include units)	Time between which the emission took place

Measures taken, or intended to be taken, to stop the emission	
---	--

#### Part B

Any more accurate information on the matters for notification under Part A.	
Measures taken, or intended to be taken, to prevent a recurrence of the incident.	
Measures taken, or intended to be taken, to rectify, limit or prevent any pollution of the environment or harm which has been or may be caused by the emission.	
The dates of any unauthorised emissions from the installation in the preceding 24 months.	

Name <sup>i</sup>	
I.D. Card No./Passport No.	
Post	
Signature	

<sup>i</sup> authorised to sign on behalf of Operator



Date	
------	--

---

## Schedule 2

### Annual Environmental Report

**Important note**

By this submission, you confirm that you give your explicit consent for the entire contents of this Annual Environment Report to be made available on the Authority's public website.

**S2.1 Introduction**

IPPC Permit Number	
Reporting Year	
Name and location of Site	
Brief description of activities at the site	

**S2.2 Environment Management System & Reporting**

Please attach a supporting document with the following:

1. Environmental Policy containing the installation's environmental objectives and targets;
2. Environmental Management Programme report (for the reporting year);
3. Environmental Management Programme proposal (for the following year).

Tick (✓)


**S2.3 Process Data****S2.3.1 Annual Summary**

	Units	Previous reporting year <sup>i</sup>	Current reporting year
Quantity of waste treated	tonnes		
Total Annual Energy Consumption (from electricity and other sources)	MWh		
Electricity from renewable energy sources	MWh		
Total energy consumption per unit waste treated	MWh/tonne of waste treated		
Annual water consumption from mains water	m <sup>3</sup>		
Annual water consumption from rainwater	m <sup>3</sup>		
Annual water consumption from other sources (e.g. bowser)	m <sup>3</sup>		
Total water consumption per unit waste treated	m <sup>3</sup> /tonne of waste treated		
Annual quantity of waste produced	tonnes		
Waste produced per unit waste treated	tonne waste produced/tonne waste treated		

<sup>i</sup> "Previous reporting year" is not applicable for the first reporting year

**S2.3.2 Fuel consumption**

	Units	Sulphur Content <sup>i</sup>		Consumption			
				Virgin fuel		Extracted from vehicles	
				Previous Year	Current Year	Previous year	Current Year
Diesel	m <sup>3</sup>						
Petrol	m <sup>3</sup>						

---

<sup>i</sup> Specify units (e.g. as percentage, or mg/kg)

## S2.4 Monitoring Data

### S2.4.1 Emissions to air

Parameter	Emission point reference	Limit Value	Standard methodology used	Total annual number of exceedances <sup>i</sup>		Concentration (Annual Average)			Total Annual Load		
				Previous year <sup>ii</sup>	Present year	Unit	Previous year	Present year	Unit	Previous year	Present year
Ammonia	1	20 mg/Nm <sup>3</sup>				mg/Nm <sup>3</sup>			kg		
Hydrogen Sulphide	1	-				mg/Nm <sup>3</sup>			kg		
TVOC	1	40 mg/Nm <sup>3</sup>				mg/Nm <sup>3</sup>			kg		
Dust	1	20 mg/Nm <sup>3</sup>				mg/Nm <sup>3</sup>			kg		

Name of laboratory where tests in this section have been carried out	
Is this laboratory accredited (certified) for the above tests?	Yes <input type="checkbox"/> No <input type="checkbox"/>

Additional documentation to be submitted:

Accreditation certificate(s) of laboratory  
 Good working order certificate for generator in accordance with condition 2.2.1.4

Tick (✓)


<sup>i</sup> If the total number of exceedances exceeds 0, the value of each of these exceedances (for the reporting year) must be submitted in a separate report, together with action taken to regularise the situation.

<sup>ii</sup> "Previous year" is not applicable for the first reporting year.

**S2.4.2 Discharges to sewer**

Was trade effluent discharged to the sewer during the reporting year?	Yes <input type="checkbox"/> No <input type="checkbox"/>
Describe any changes to the Sewer Discharge Permit of the installation or changes made by the Water Services Corporation to monitoring requirements or frequency of monitoring as per condition 2.2.3.4. Include and refer to any associated documentation as required.	

If trade effluent was discharged to the sewer during the reporting year, the following table must be filled:

Parameter <sup>i</sup>	Limit <sub>vi</sub>	Standard methodology used	Total annual number of exceedances <sup>ii</sup>		Concentration (Annual Average)			Total Annual Mass Emissions		
			Previous year	Present year	Units	Previous year	Present year	Units	Previous Year	Present Year
Volume			-	-	-	-	-	m <sup>3</sup>		

Name of laboratory where tests in this section have been carried out	
Is this laboratory accredited (certified) for the above tests?	Yes <input type="checkbox"/> No <input type="checkbox"/>

Additional documentation to be submitted:

<sup>i</sup> As agreed with the Water Services Corporation, according to the Sewer Discharge Permit.

<sup>ii</sup> If the total number of exceedances exceeds 0, the value of each of these exceedances (for the reporting year) must be submitted in a separate report, together with action taken to regularise the situation.



Accreditation certificate(s) of laboratory

Tick (✓)  
☐

## **S2.5 Waste records**

As per condition 4.2, the Permit Holder shall submit to the Authority information on waste records of the previous year by not later than end of March of each year, providing the information listed in the ERA website and in the format specified therein (<http://era.org.mt/en/Pages/Waste-Management-Reporting-Templates.aspx>).

## S2.6 Testing of site containment and drainage systems, and fuel transfer system

	Number on site	Date of last test	Testing due on (date)
Fuel tank bunds			
Fuel separators			
Others: (specify)			

Additional documentation to be submitted if test was due during this reporting year:

Tick (✓)

Certification by warranted civil engineer/engineer

## S2.7 Incidents and Complaints

### S2.7.1 Non-Compliance Incidents during Reporting Year

Date of incident	Brief description of Incident	Cause	Corrective action

Total number of non-compliance incidents for previous year:<sup>i</sup>

Total number of non-compliance incidents for current reporting year:

### S2.7.2 Complaints made by the public

Date of Complaint	Description of complaint	Actions taken

Total number of complaints for previous year: <sup>i</sup>

Total number of complaints for current reporting year:

<sup>i</sup> "Previous year" data is not required in the first reporting year.

**S2.8 Transport**

Name of ADR certified carrier used during reporting year	Material(s) transported

Name of registered waste carrier used during reporting year	Waste type(s) transported

**Applicant's declaration**

*I declare that, to the best of my knowledge, all the above information is correct and substantiated.*

.....  
**Name**  
*(in block letters)*

.....  
**ID Card Number**

.....  
**on behalf of / in my own name**  
*(in block letters)*

.....  
**Signature**

.....  
**Date**

### Schedule 3

#### List of permitted waste on site

##### Incoming

Description	EWC code
<i>ELVs and their components:</i>	
End-of-life vehicles	16 01 04*
Tyres	16 01 03
<i>WEEE:</i>	
Washing machines	16 02 13* 20 01 35*
Cookers	16 02 13* 16 02 14 20 01 35* 20 01 36
Water meters	16 02 14 20 01 36
<i>Metals:</i>	
Scrap metal	02 01 10 15 01 04 16 01 17 16 01 18 17 04 01 17 04 02 17 04 03 17 04 04 17 04 05 17 04 06 17 04 07 19 12 02 19 12 03 20 01 40
<i>Cable wires:</i>	
Cables (non-hazardous)	17 04 11
<i>Wood:</i>	
Wood	03 01 05 15 01 03 17 02 01 19 12 07 20 01 38
<i>Containerised waste:</i>	
Various waste types depending on the contract <sup>i</sup>	All EWC codes except the following: •02 01 02, 02 02 02: Animal-tissue waste •16 04 01*, 16 04 02*, 16 04 03*: Waste explosives •18 01 02: Body parts and organs including blood bags and blood preserves •20 03 01: Mixed municipal waste
<i>Composting:</i>	

<sup>i</sup> Subject to a specific ERA clearance prior to each consignment of sealed containerised waste as per condition 2.4.1.12.



Food waste	02 03 04 02 06 01 20 02 01
Tree prunings, paper, cardboard	02 01 03 02 01 07 20 02 01 15 01 01 19 12 01 20 01 01

### Outgoing Waste

Description	EWC code
<i>ELV depollution and dismantling:</i> <sup>29</sup>	
Lead acid batteries	16 06 01*
Metal from LPG tanks	19 10 01 19 12 02
Iron and steel waste (including from tyres received separately)	19 10 01 19 12 02
Non-ferrous metals	19 10 02 19 12 03
Tyres (including tyres received separately)	16 01 03 19 12 04
High-voltage electrical system	16 02 14
High-voltage battery	16 06 05
Engine oils	13 02 04* 13 02 05* 13 02 06*
Oil filters	16 01 07*
Transmission oils	13 03 07* 13 03 08* 13 03 09*
Antifreeze	16 01 14* 16 01 15
Brake fluids	16 01 13*
Other hydraulic oils	13 01 10* 13 01 11*
Screen washing fluid	16 10 01*
Diesel	13 07 01*
Petrol	13 07 02*
Catalyst units	16 08 01 16 08 02* 16 08 03
Refrigerants	14 06 01*
Brake pads	16 01 11* 16 01 12
Mercury switches	16 01 08*
Airbags	16 01 10*
Plastic bumpers	19 12 04
Shredder residues	19 12 12
Discarded electronics	16 02 13* 16 02 14
<i>WEEE treatment:</i>	
Iron and steel waste	19 10 01 19 12 02
Electronic parts containing hazardous substances	19 12 11*

	16 02 16
Concrete	17 01 01
Shredder residues and electronic parts without hazardous substances	19 12 12
<i>Metal processing</i>	
Ferrous metals (shredded / pressed)	19 10 01 19 12 02
Non-ferrous metals (shredded / pressed)	19 10 02 19 12 03
<i>Wire stripping:</i>	
Plastic casing	19 12 04
Copper wire	17 04 01
<i>Wood processing:</i>	
Shredded wood	19 12 07
<i>Containerised waste:</i>	
Various waste types depending on the contract <sup>i</sup>	All EWC codes except the following: <ul style="list-style-type: none"> <li>•02 01 02, 02 02 02: Animal tissue waste</li> <li>•16 04 01*, 16 04 02*, 16 04 03*: Waste explosives</li> <li>•18 01 02: Body parts and organs including blood bags and blood preserves</li> <li>•20 03 01: Mixed municipal waste</li> </ul>
<i>Composting:</i>	
Rejects	19 12 05
Condensate	19 05 99
Off-specification compost	19 05 03
<i>Waste from maintenance of on-site machinery:</i>	
Absorbent pads	15 02 02*
Vehicle components	As per the above list of ELV components
<i>Waste from separator:</i>	
Sludge from oil-water separator	13 05 07*
<i>Office waste:</i>	
Mixed municipal waste	20 03 01
Paper	20 01 01
Plastic	20 01 39

## **Schedule 4**

### **Terms of Reference for Noise Monitoring**

---

#### **1. Introduction**

The noise monitoring shall be carried out by the Operator. A consultant that is either an accredited Acoustic expert or qualified professional Engineer and is approved by ERA according to the following criteria shall be commissioned who will propose a monitoring procedure for measuring noise levels within and around the installation as described in section 2 below.

The person(s) undertaking the “on field monitoring” shall be in possession of a certification for the collection of data.

The noise monitoring and impact study report shall be compiled and reviewed by a person who is in possession of a:

- (a) Bachelors degree in Acoustics, **or**
- (b) Bachelors degree in any of the following: Physics, Architecture, Civil Engineering or Engineering, Environmental Health, Environmental Science/Management, Occupational Health and Safety, **and** an MQF Level 7 specialisation in Acoustics, **or**
- (c) Bachelors degree in any of the following: Physics, Architecture, Civil Engineering or Engineering, Environmental Health, Environmental Science/Management, Occupational Health and Safety **and** in addition the consultant must be at least an associate member of the Institute of Acoustics or be employed by an organization who are members of the Association of Noise Consultants or equivalent grade of Membership of a professional body for those working in acoustics and noise in any one of the EU member states or any other reputable professional body to the satisfaction of ERA, **or**
- (d) Certification for the collection of data, such as “Certificate of Competence in Environmental Noise Measurement” issued by the Institute of Acoustics (IoA) or any other equivalent qualification issued by a comparable Professional Association dealing with acoustics in any one of the EU and EEA Member States or any qualifications issued by an educational institution to the satisfaction of ERA **and** five (5) years’ experience in noise measurements and assessments.

Copies of such qualifications and certification shall be submitted to ERA prior to the monitoring proposal.

The consultant, in collaboration with ERA, may, where applicable need to consult and seek advice from the Local Council during the selection of the sensitive receptors.

#### **2. Content of monitoring study**

The monitoring study should address the following issues:

1. A description of the installation – this shall include a description of all processes carried out on site and related equipment and infrastructures.
2. A description of the surrounding areas – this shall include identification of the types of activities, whether residential or commercial, roads and other amenities. These shall be location-specific taking into account their location with respect to the site.
3. Identification of the main sources of noise and vibration – this shall include all processes on site, including aspects such as transport noise on site, plant equipment, mechanical operations, etc (amongst others) and their times of operation.

4. Identification of the closest noise sensitive receptors – this shall be carried out after assessing the noise levels in the plant's perimeter and in the other locations identified in point 2 above under normal operating conditions of the plant. The various monitoring points shall be identified with a unique code and an analyses of the ambient noise to which each monitoring point is subjected to.

5. Environmental Noise Study – this shall include details of the standards used for measurements, equipment used including calibration details and certificates, resultant measurement data, assessment methods and complaints significance scale. The study is to be carried out according to the latest revisions of ISO1996 and the rating of industrial noise affecting residential areas shall be according to the latest revisions of BS4142. The study should include perimeter noise levels, baseline noise study of sensitive receptor sites, noise impact on site sensitive receipts including day and night background levels.

The data compiled for both day and night is a typical representation of the current situation at all receptor points and the measurement time interval is sufficient enough to obtain representative value of a typical background when the specific noise source will be operating. For facilities that operate continuously for 24 hours, it may be appropriate to measure at a time when all other noises have subsided. If it is possible 'specific noise' is estimated by measuring the noise level with and without the facility running.

6. The monitoring shall be performed exclusively using a calibrated type 1 sound level meter conforming to BS 6698/IEC 61672 Class 1. The use of type 2 sound level meters or less is not considered acceptable and will not be considered. The sound level meter, calibrator and microphone must hold a valid current calibration certificate from an accredited laboratory (ex. UKAS)

7. Prior to the initial data collection and at the end of the monitoring day, all acoustic instrumentation system such as the sound level meters are calibrated, and checked immediately before and after each series of monitoring readings. Results must be within  $\pm 1.0\text{dB}$ , otherwise discarded and read again.

8. As a basis for the collection of background data, monitoring shall be carried out during a period when there are no operations at the facility. If this is not possible, operations are to be temporarily suppressed during readings. If this is still not possible, a measurement at an alternative location where the residual sound is comparable to the assessment location(s) with justifications shall be provided.

In case that operating conditions of the site are significantly different during the day, evening or night periods, the measurement procedure will be repeated for those periods of day/evening or night. Therefore, information from the operator is requested prior to the commencement of the measurements. If the information requested is not provided in time, the Consultants will assume that the site operates uniformly during the day, evening and night periods and measure during the daytime only. However, baseline noise levels would still need to be measured at the nearest noise sensitive locations at night in order to determine the impact.

9. The background noise measurements shall be accompanied by a critical listening of all the other noise sources present in the background. Due to certain acoustic features such as tonality, impulsivity and intermittency the inclusion of specific noise level plus any adjustment for the different noise characteristic features, the rating level,  $L_{Ar,Tr}$  should be reported in accordance with BS 4142:2014, and any revision thereof, depending on the subjective assessment made while taking the readings.

10. Monitoring shall consider seasonal variations including but not limited to the occurrence of the fireworks and any other similar typical seasonal predominant noise sources. The recommended time periods over a twenty-four hour period are categorized in terms of daytime, from 0700-2300 hrs ( $L_{Aeq,16hrs}$ ) and night-time period from 2300 – 0700 hrs ( $L_{Aeq,8hrs}$ ).

11. For the propagation of noise from the power plant, the use of ISO 9613, ISO 8297: 1994, ISO 3744:2010 and ISO 3746:2010; and any revision thereof (as per the interim methods of the Environmental Noise Directive 2002/49/EC) is strongly recommended.

12. In the case of multi-operator installations where the evaluation and monitoring needs to distinguish between the impact caused by different or interconnected operators within the same installation, the application of the following standards is deemed necessary: standard ISO 8297: 1994 and any revision thereof, and ISO 37XX series or specifically ISO 9614-2:1996.

13. Impact assessment of noise events on noise sensitive receptor site – this shall include an assessment according to the guidelines BS 4142:2014, ISO 1996 and ISO 9613 or any other standard and any other standard methodology stipulated by the Authority. A summary of the data obtained after the study has been carried out in relation to the noise sensitive receptors identified above shall be submitted.

14. Conclusions and Mitigation measures – this shall include a summary report of findings from the noise monitoring study including the impact assessment of noise events on noise receptors sites and any remedial action and/or mitigation measures to be implemented by the operator in order to reduce impacts resulting from the site of operation.

## **Schedule 5**

---

### **Minimum requirements for ELV certificate of destruction**

1. Name, address, signature and registration or identification number of the Permit Holder issuing the certificate;
2. Name and address of the Competent Authority responsible for the permit (in accordance with regulation 6 of the Waste Management (End of Life Vehicles) Regulations, S.L. 549.36) for the establishment or undertaking issuing the certificate of destruction;
3. Date of issue of the certificate of destruction;
4. Vehicle nationality, mark and registration number (attach the registration document or a statement by the establishment issuing the certificate that the registration document has been destroyed);
5. Class of vehicle, brand and model;
6. Vehicle identification number (chassis);
7. Name, address, nationality and signature of the holder or owner of the vehicle delivered.

Where the certificate is issued by a producer, dealer or collector on behalf of an authorised treatment facility, the name and address and registration or identification number of the establishment/undertaking issuing the certificate is also required on the Certificate of Destruction.



## **Schedule 6**

### **Minimum requirements for the proper treatment of separately collected WEEE**

#### **Part A: Selective treatment for materials and components of waste electrical and electronic equipment**

1. As a minimum the following substances, mixtures and components have to be removed from any separately collected WEEE:
  - Polychlorinated biphenyls (PCB) containing capacitors in accordance with Council Directive 96/59/EC of 16 September 1996 on the disposal of polychlorinated biphenyls and polychlorinated terphenyls (PCB/PCT),
  - mercury containing components, such as switches or backlighting lamps,
  - batteries,
  - printed circuit boards of mobile phones generally, and of other devices if the surface of the printed circuit board is greater than 10 square centimetres,
  - plastic containing brominated flame retardants,
  - asbestos waste and components which contain asbestos,
  - chlorofluorocarbons (CFC), hydrochlorofluoro-carbons (HCFC) or hydrofluorocarbons (HFC), hydrocarbons (HC),
  - gas discharge lamps,
  - liquid crystal displays (together with their casing where appropriate) of a surface greater than 100 square centimetres and all those back-lighted with gas discharge lamps,
  - external electric cables,
  - components containing refractory ceramic fibres as described in Commission Directive 97/69/EC of 5 December 1997 adapting to technical progress for the 23rd time Council Directive 67/548/EEC on the approximation of the laws, regulations and administrative provisions relating to the classification, packaging and labelling of dangerous substances,
  - components containing radioactive substances with the exception of components that are below the exemption thresholds set in Article 3 of and Annex I to Council Directive 96/29/Euratom of 13 May 1996 laying down basic safety standards for the protection of the health of workers and the general public against the dangers arising from ionizing radiation,
  - electrolyte capacitors containing substances of concern (height > 25 mm, diameter > 25 mm or proportionately similar volume). These substances, mixtures and components shall be disposed of or recovered in compliance with the Waste Regulations (S.L. 549.63).
2. The following components of WEEE that is separately collected have to be treated as indicated:

- equipment containing gases that are ozone depleting or have a global warming potential (GWP) above 15, such as those contained in foams and refrigeration circuits: the gases must be properly extracted and properly treated. Ozone-depleting gases must be treated in accordance with Regulation (EC) No 1005/2009,
  - gas discharge lamps: the mercury shall be removed.
3. Taking into account environmental considerations and the desirability of preparation for re-use and recycling, points 1 and 2 shall be applied in such a way that environmentally-sound preparation for re-use and recycling of components or whole appliances is not hindered.

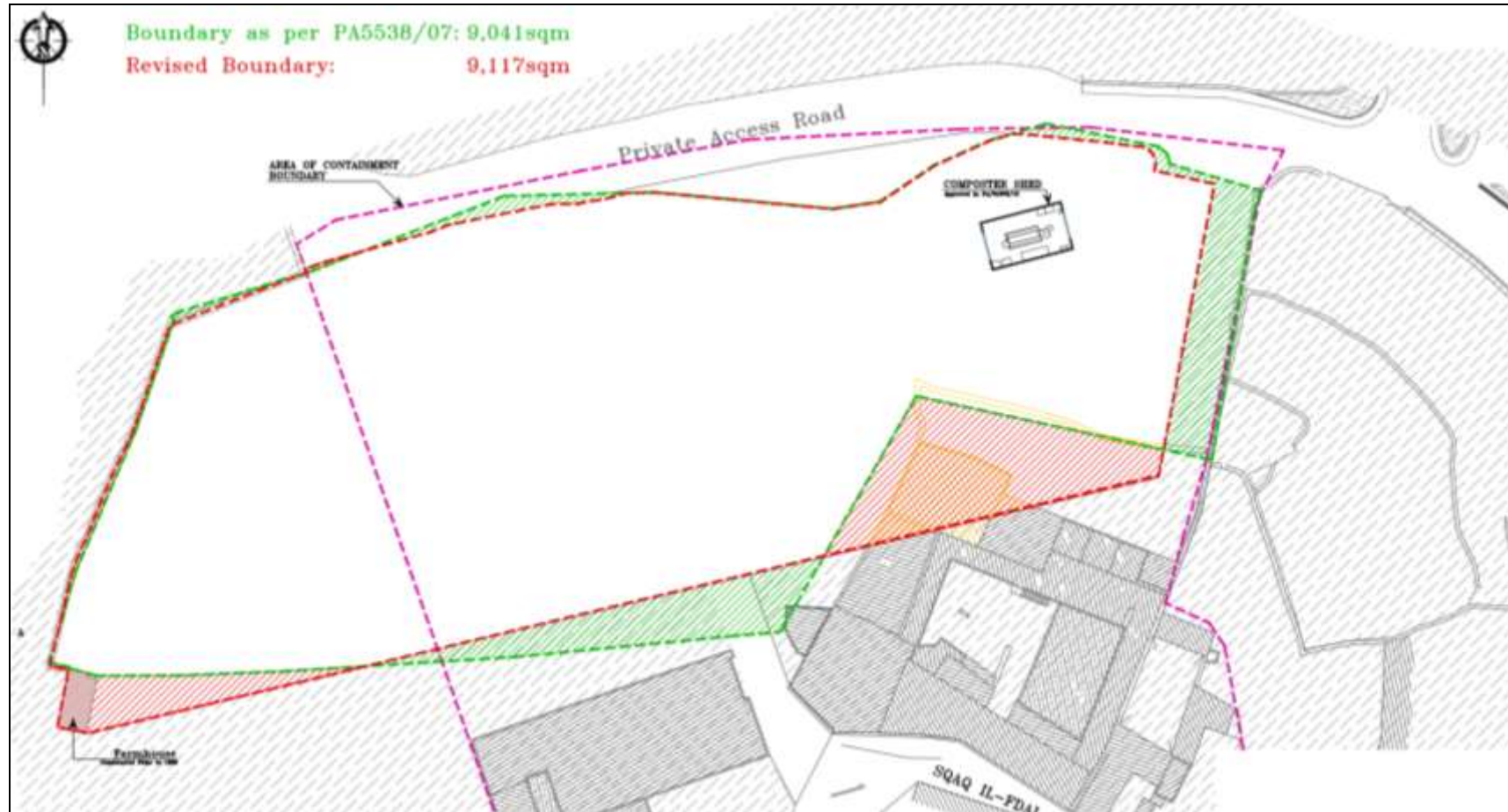
#### **Part B: Technical requirements for storage or transfer sites of WEEE**

1. Sites for storage (including temporary storage) of WEEE prior to its treatment (without prejudice to the requirements of Council Directive 1999/31/EC of 26 April 1999 on the landfill of waste):
- impermeable surfaces for appropriate areas with the provision of spillage collection facilities and, where appropriate, decanters and cleanser-degreasers,
  - weatherproof covering for appropriate areas.
2. Sites for treatment of WEEE:
- scales to measure the weight of the treated waste,
  - impermeable surfaces and waterproof covering for appropriate areas with the provision of spillage collection facilities and, where appropriate, decanters and cleanser-degreasers,
  - appropriate storage for disassembled spare parts,
  - appropriate containers for storage of batteries, PCBs/PCTs containing capacitors and other hazardous waste such as radioactive waste,
  - equipment for the treatment of water in compliance with health and environmental regulations.
-



**Permitted site boundary outlined in red. The extent of the site boundary is indicative and should not be used for interpretation purposes.**

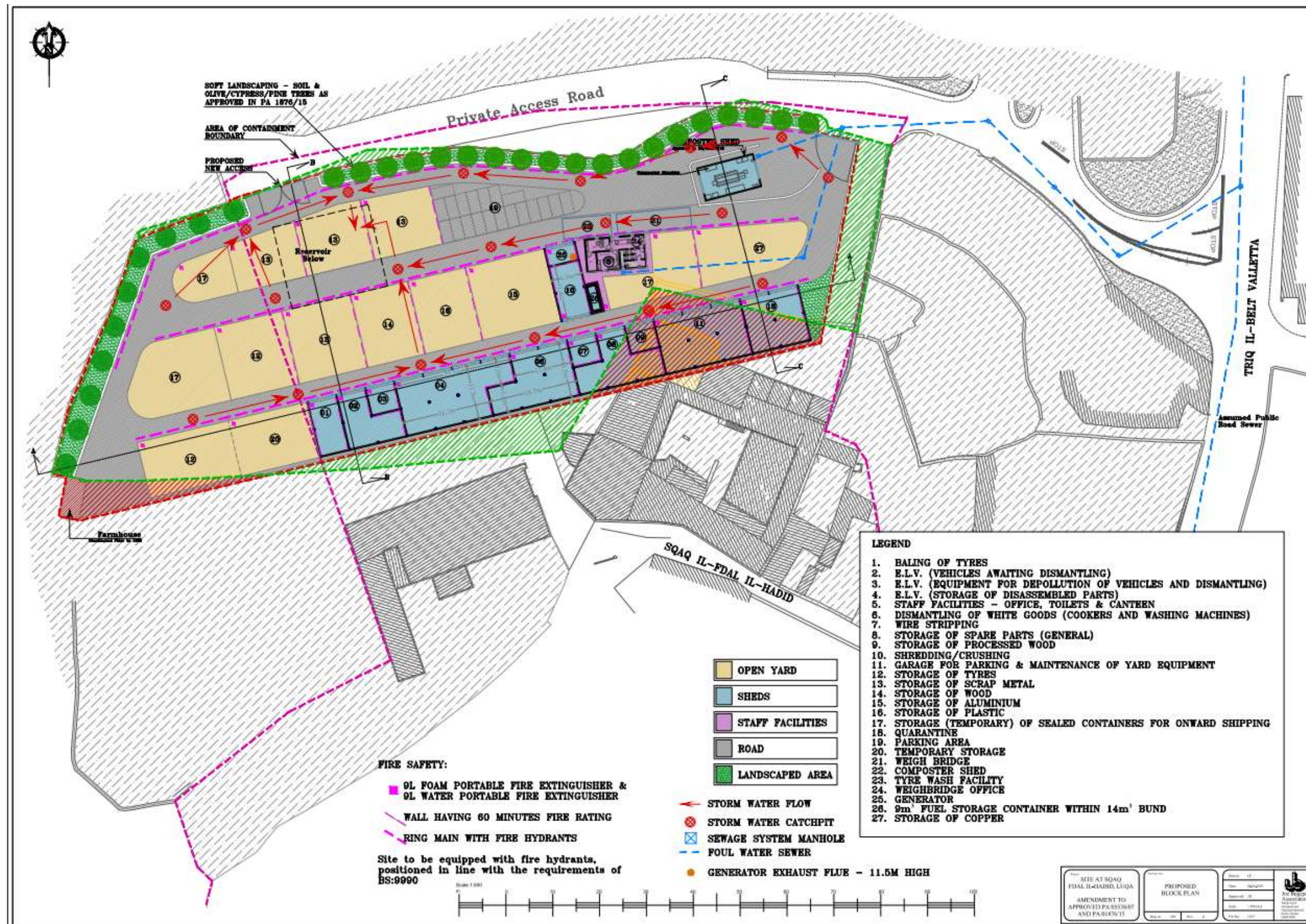
## Schedule 7b Site Plan



Boundary of permitted activities outlined in red.



## Schedule 8 Site Layout Plan





## **Schedule 9**

### **Terms of Reference for Compliance Audits related to Annual Reporting for Authorised Waste Facilities**

- S8.1 The auditor shall be independent (i.e. an auditor who would be eligible for appointment as company auditor), certified, and approved by the Authority. The auditor should have access to in-house environmental expertise or otherwise appoint a consultant having environmental expertise to assist him.
- S8.2 The auditor would be required to certify all the information reported to the Authority by the Authorised Waste Facility as specified in the ERA permit itself.
- S8.3 A sound auditing procedure for traceability, monitoring, and control should be in place for all the authorised waste managed on site in relation to the IPPC Permit.
- S8.4 The audit trail should cover all waste from the point of acceptance of waste into the facility to the end recovery or disposal facility (local or foreign).
- S8.5 Proper records and documentation should be kept where authorised waste are sent to duly authorised interim storage facilities, pending transfer to an authorised end disposal/recovery facilities. In such cases, proof is to be provided, as regards to that the authorised waste has been transferred to an authorised end disposal/recovery facility within a maximum of twelve (12) calendar months from the end of the annual reporting period.

The points overleaf shall be covered by the auditors in such audits, providing a detailed report of their findings. The Authority may reserve the right to request clarifications and further information from the auditors other than that provided in the audit report.



#	Nature and extent of audit procedures	Timing	Done by and date	W/P ref
1	<b>Objective: To confirm that there is a signed receipt for every waste transfer received at the site</b> <ul style="list-style-type: none"> <li>Choose a random sample of 10% of the signed receipts for every waste transfer received at the site for each quarter within the calendar year and confirm that all waste entries are covered by an issued signed receipt.</li> </ul>			
2	<b>Objective: To ensure that an adequate audit trail is maintained to ensure that when a particular waste stream is being treated it can be traced back to its waste generator</b> <ul style="list-style-type: none"> <li>Choose a random sample of 10% of the total waste being treated and ensure that its origin can be traced back.</li> </ul>			
3	<b>Objective: To confirm that any hazardous waste movements from the site (entry &amp; exit) are covered with a hazardous waste consignment permit and consignment note</b> <ul style="list-style-type: none"> <li>In cases of movement within the island of Malta, choose a random sample of 10% of the total no. of hazardous waste movements into and out of the site and confirm that all such movements are covered by a valid hazardous waste consignment permit and a waste consignment note. Confirm also that the relevant EWC code has been used.</li> </ul>			
4	<b>Objective: To confirm that any hazardous waste movements from the site (entry &amp; exit) are covered with relevant TFS documentation of the Waste Shipments Regulation in cases of export</b> <ul style="list-style-type: none"> <li>In cases of export, choose a random sample of 10% of the total no. of hazardous waste movements out of the site and the relevant TFS movement forms and confirm that all such movements are covered by valid relevant documentation. Confirm also that the relevant EWC code has been used.</li> <li>In the case of waste broker usage, ensure that the waste brokers used are registered with ERA as such.</li> </ul>			

5	<p><b>Objective: To confirm that any movement of non-hazardous waste movements from the site being sent for treatment abroad are covered by the relevant Annex VII documentation of the Waste Shipments Regulation in cases of export</b></p> <ul style="list-style-type: none"> <li>Choose a random sample of 10% of the total no. of non-hazardous waste movements into and out of the site are covered by valid relevant documentation and/or records. Confirm also that the relevant EWC code has been used.</li> <li>In the case of waste broker usage, ensure that the waste brokers used are registered with ERA as such.</li> </ul>			
6	<p><b>Objective: To verify whether the quantities reported by the Waste Facility make reasonable sense</b></p> <ul style="list-style-type: none"> <li>Choose a random sample of 10% of the total amount of waste being handled at the facility and confirm that all waste entries (in and out of the site) reported are verified by relative documentation and/or records.</li> </ul>			
7	<p><b>Objective: To ensure that the waste vehicles used by the authorised facility to transfer the waste to other permitted sites are registered with ERA</b></p> <ul style="list-style-type: none"> <li>Obtain a list of approved waste carriers from ERA and confirm that the ones used by facility are registered with ERA.</li> </ul>			
8	<p><b>Objective: To ensure that, in cases where waste is transferred from the facility to other waste management facilities, locally or abroad, the waste management facilities used would either be approved by ERA or the Competent Authority of the Country of Destination</b></p> <ul style="list-style-type: none"> <li>Obtain a list of locally approved waste management facilities from ERA and confirm that the ones used by the facility are approved and authorised by ERA. Obtain a copy of the permits of any foreign authorised waste management facilities which have been utilised. An original copy of the permit and an approved translated version of the permit is to be presented to ERA.</li> </ul>			
9	<p><b>Objective: To ensure that the declared quantities of waste exported during the previous calendar year were actually received at the authorised facilities and declared to ERA</b></p> <ul style="list-style-type: none"> <li>Obtain all certificates received from recycling facilities and confirm that these have all been declared to ERA prior to shipment</li> <li>Confirm arithmetical correctness of all reported data in this regard.</li> </ul>			

10	<b>Objective: To identify the waste being treated both locally and abroad, and ensure that it has been recovered appropriately</b> <ul style="list-style-type: none"><li>• Ensure that all relevant documentation, including but not limited to, the hazardous waste consignment permit and consignment note applications, are available in case of local treatment.</li><li>• Identify the materials exported according to the EWC Code and review actual documentation (including bills of lading) confirming an audit trail showing that the waste has been sent to a recovery facility as per permit requirements.</li></ul>			
----	--	--	--	--

## **Schedule 10**

### **Minimum requirements for an Environment Management System (EMS)**

---

The EMS should include, as a minimum, the following elements:

- i. commitment of the management, including senior management;
- ii. definition, by the management, of an environmental policy that includes the continuous improvement of the environmental performance of the installation;
- iii. planning and establishing the necessary procedures, objectives and targets, in conjunction with financial planning and investment;
- iv. implementation of procedures paying particular attention to:
  - a) structure and responsibility;
  - b) recruitment, training, awareness and competence;
  - c) communication;
  - d) employee involvement;
  - e) documentation;
  - f) effective process control;
  - g) maintenance programmes;
  - h) emergency preparedness and response;
  - i) safeguarding compliance with environmental legislation;
- v. checking performance and taking corrective action, paying particular attention to:
  - a) monitoring and measurement (see also the JRC Reference Report on Monitoring of emissions to Air and Water from IED installations — ROM);
  - b) corrective and preventive action;
  - c) maintenance of records;
  - d) independent (where practicable) internal or external auditing in order to determine whether or not the EMS conforms to planned arrangements and has been properly implemented and maintained;
- vi. review of the EMS and its continuing suitability, adequacy and effectiveness by senior management;
- vii. following the development of cleaner technologies;
- viii. consideration for the environmental impacts from the eventual decommissioning of the plant at the design stage of a new plant, and throughout its operating life;

- ix. application of sectoral benchmarking on a regular basis;
- x. waste stream management (see BAT 2).
- xi. establishment of inventories of waste water and waste gas streams (see BAT 3).
- xii. residues management plan (see description in Section 6.5);
- xiii. accident management plan (see description in Section 6.5);
- xiv. odour management plan (see BAT 12);
- xv. noise and vibration management plan (see BAT 17).

The BATs referred to above refer to BAT conclusions stipulated under Commission Implementing Decision (EU) 2018/1147 of 10 August 2018 establishing BAT conclusions for waste treatment, under Directive 2010/75/EU of the European Parliament and of the Council.

## Schedule 11

### Packaging Certificate ERA Form

#### Example 1 (separately collected packaging waste):

### Recovery/Disposal Certificate for Packaging Waste

Certificate Number: **WPC 00123**

Date of Issuance: \_\_\_\_\_

I, Name of Establishment/Undertaking, with authorisation number EP 0001/YY/Z certify that quantity tonnes of category of (paper) packaging waste classified under EWC code 1501 01 has been collected from name of waste generator on/in DD/MM/YYYY. The waste collected has been treated as indicated in the following table:

% Recovered / Disposed	Amount (in kg)	Recovery/ Disposal Code	Category of mixed Packaging waste under 15 01 06	Fate of Waste	Proof of Recovery / Disposal
60	120,000	R3	N/A	Exported directly to <i>Country of Destination</i>	Container No <b>CMAU1234567</b>
20	40,000	R3	N/A	Recovered/Disposed Locally at <i>Name of Establishment/Undertaking</i>	Certificate Number <b>WPC 00124</b>
10	20,000	R3	N/A	Sold to <i>Name of Establishment/Undertaking</i>	Certificate Number <b>WPC 00125</b>
10	20,000	D1	N/A	Disposed Locally at <i>Name of Establishment/ Undertaking</i>	Certificate Number <b>WPC 00126</b>

\_\_\_\_\_  
Name, Signature and Stamp



**ERA**  
Environment & Resources Authority

Hexagon House, Spencer Hill, Marsa MRS 1441

Tel: (+358) 2292 3500 | [info@era.org.mt](mailto:info@era.org.mt) | [era.org.mt](http://era.org.mt)

**\*Disclaimer:** This certificate has been issued on the official ERA form and shall not be construed as a certificate issued by ERA.



**Example 2 (mixed packaging waste):**

**Recovery/Disposal Certificate for Packaging Waste**

Certificate Number: **WPC 00123**

Date of Issuance: \_\_\_\_\_

I, Name of Establishment/Undertaking, with authorisation number EP 000X/YY/Z certify that quantity tonnes of mixed packaging waste classified under EWC code 15 01 06 has been collected from name of waste generator on/in DD/MM/YYYY. The waste collected has been treated as indicated in the following table:

% Recovered / Disposed	Amount (in kg)	Recovery/ Disposal Code	Category of mixed Packaging waste under 15 01 06	Fate of Waste	Proof of Recovery / Disposal
25	50,000	R3	Plastic packaging	Exported directly to <i>Country of Destination</i>	Container No <b>CMAU1234567</b>
50	100,000	R3	Cardboard	Recovered/Disposed Locally at <i>Name of Establishment/Undertaking</i>	Certificate Number <b>WPC 00124</b>
15	30,000	R3	Metallic packaging	Sold to <i>Name of Establishment/Undertaking</i>	Certificate Number <b>WPC 00125</b>
N/A	N/A	N/A	N/A	N/A	N/A

\_\_\_\_\_  
Name, Signature and Stamp

 **ERA** Environment & Resources Authority  
Hexagon House, Spencer Hill, Marsa MRS 1441  
T (+356) 2292 3500 E info@era.org.mt W era.org.mt

**\*Disclaimer:** This certificate has been issued on the official ERA form and shall not be construed as a certificate issued by ERA.

**Schedule 12****Maximum storage capacity of specified materials**

<b>Category</b>	<b>Type</b>	<b>Estimated maximum quantity stored</b>	<b>Storage area</b>
Raw material	Engine oil	1,000 L	11
	Transmission oil	400 L	11
Incoming waste	End-of-life vehicles	20 tonnes	2
	Washing machines	50 tonnes	6
	Cookers		
	Containerised waste (sealed)	Typically not more than two 40-foot shipping containers (55 tonnes); although up to four containers (110 tonnes) may need to be stored at times	17 (+20 when needed)
Outgoing waste from ELV depollution and dismantling	Lead acid batteries	8 tonnes	4
	Engine oils	2,000 L (total vehicle fluids)	
	Oil filters	1,000 L	
	Antifreeze	2,000 L (total vehicle fluids)	
	Transmission oils	2,000 L (total vehicle fluids)	
	Brake fluids	2,000 L (total vehicle fluids)	
	Other hydraulic oils	2,000 L (total vehicle fluids)	
	Screen washing fluid	2,000 L (total vehicle fluids)	
	Catalyst units	10 tonnes	
	Refrigerants	48 kg	
	Brake pads containing asbestos	800 kg	
	Mercury switches	<20 kg	
	Airbags	300 kg	
	Discarded electronics	20 tonnes	
Outgoing waste from WEEE treatment	Electronic parts	20 tonnes	6
Waste from maintenance of on-site machinery	Absorbent pads	100 kg	11
Waste from separator	Sludge from oil-water separators	Total separator capacity for hydrocarbons: 920 L (460 L per separator)	In separator

### Schedule 13

#### Notification for acceptance of containerised waste

Source of container<sup>i</sup> . \_\_\_\_\_ Ref no. IP 0001/13/\_ \_NN<sup>ii</sup>\_ \_/\_ \_YY<sup>iii</sup>\_ \_ \_

This notification system has been set up to satisfy conditions 2.4.1.11 – 2.4.1.15 of this Permit. The operator hereby requests to accept and temporarily store the waste streams within sealed containers and with the conditions described below;

Container Number	Container length	Description of waste	EWC Code	Quantity (tonnes)	Radioactive (Yes/No)	Listed COMAH Substance	Storage conditions within the container	CP or TFS or Annex VII Number

Emergency and spill response measures associated with each container identified above:

Tick (✓)

Number of documents attached

#### Notes to Applicant

- Notification is to be sent to ERA at least 24 hours **prior** to the acceptance on-site of any waste within shipping containers.

<sup>i</sup> In the case of facilities permitted by ERA, this shall include the EP/IP reference number

<sup>ii</sup> Insert sequential number of notification submitted in same year

<sup>iii</sup> Insert last two digits of year of submission

2. All notifications may be subject to inspections, further queries as deemed necessary by ERA officials or other consultees to ensure that the conditions of the environmental permit are being complied with.

<b>Applicant's declaration</b> <i>I declare that, to the best of my knowledge, all the above information is correct and substantiated.</i>		
..... <b>Name</b> <i>(in block letters)</i>	..... <b>ID Card Number</b>	..... <b>on behalf of / in my own name</b> <i>(in block letters)</i>
<b>For office use only</b> APPLICATION REFUSED <input type="checkbox"/> APPLICATION APPROVED <input type="checkbox"/>		
..... <b>Signature</b>	..... <b>Stamp</b>	..... <b>Date</b>

**Schedule 14**

---

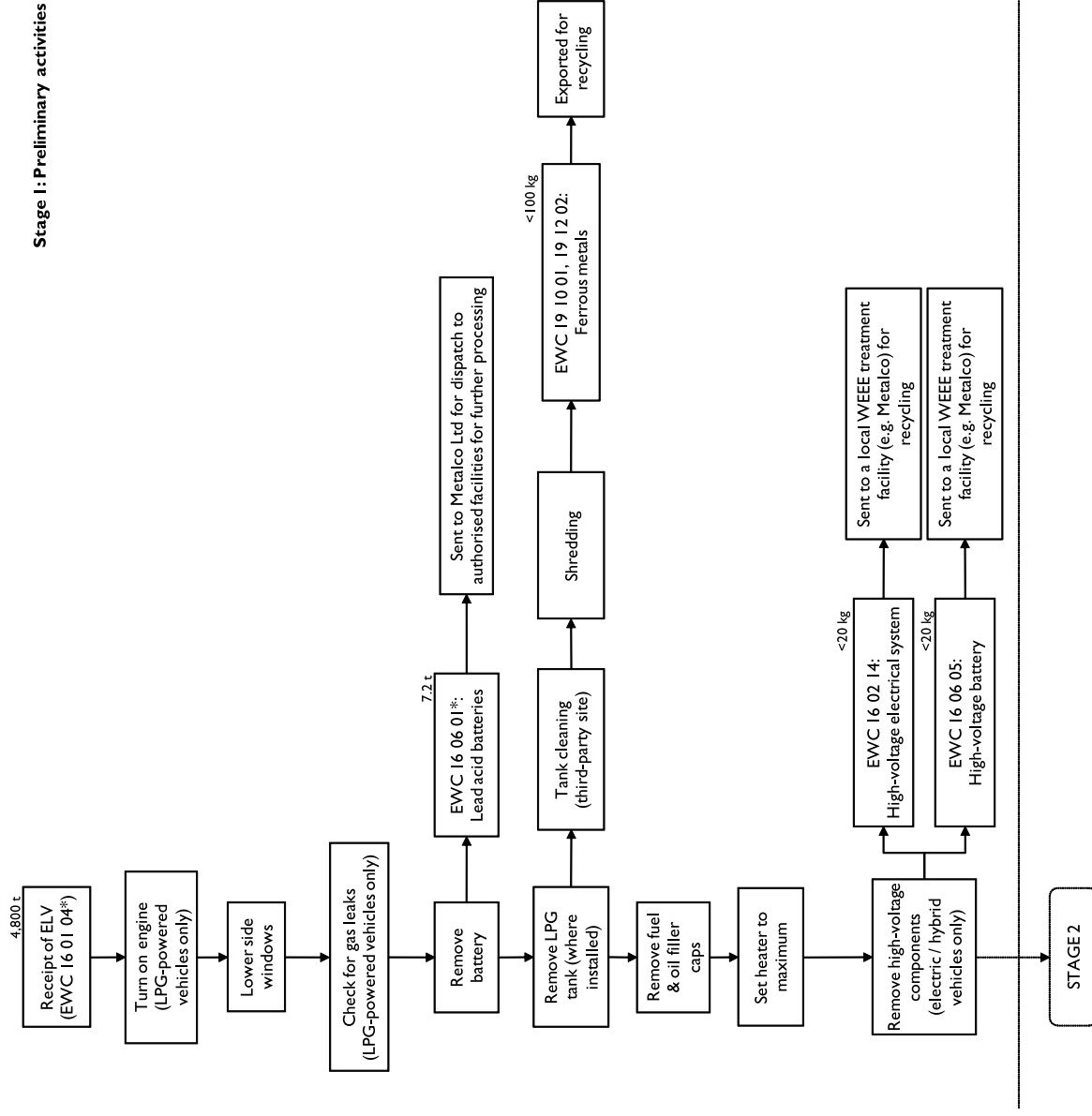
**Submission of Certifications and Documentation**

---

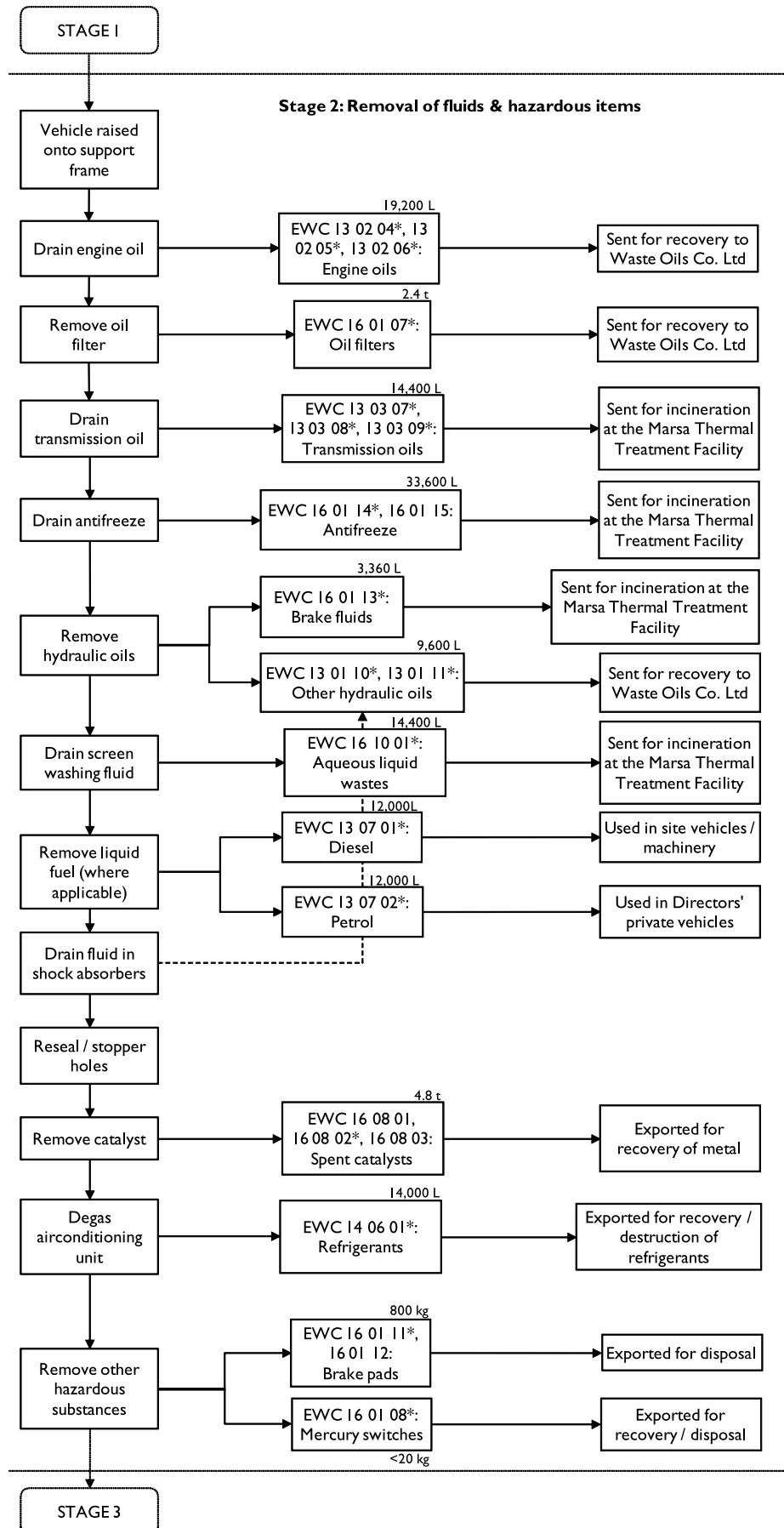
<b>Reference in Permit</b>	
1.4	Improvement Programme Items as per Table 1.4.1
2.2.1.4	Certification that the stationary combustion equipment is in good working condition every four years.
2.2.9.8	Submission of the results of the noise monitoring exercise.
4.2	Submission of Annual Environmental Report

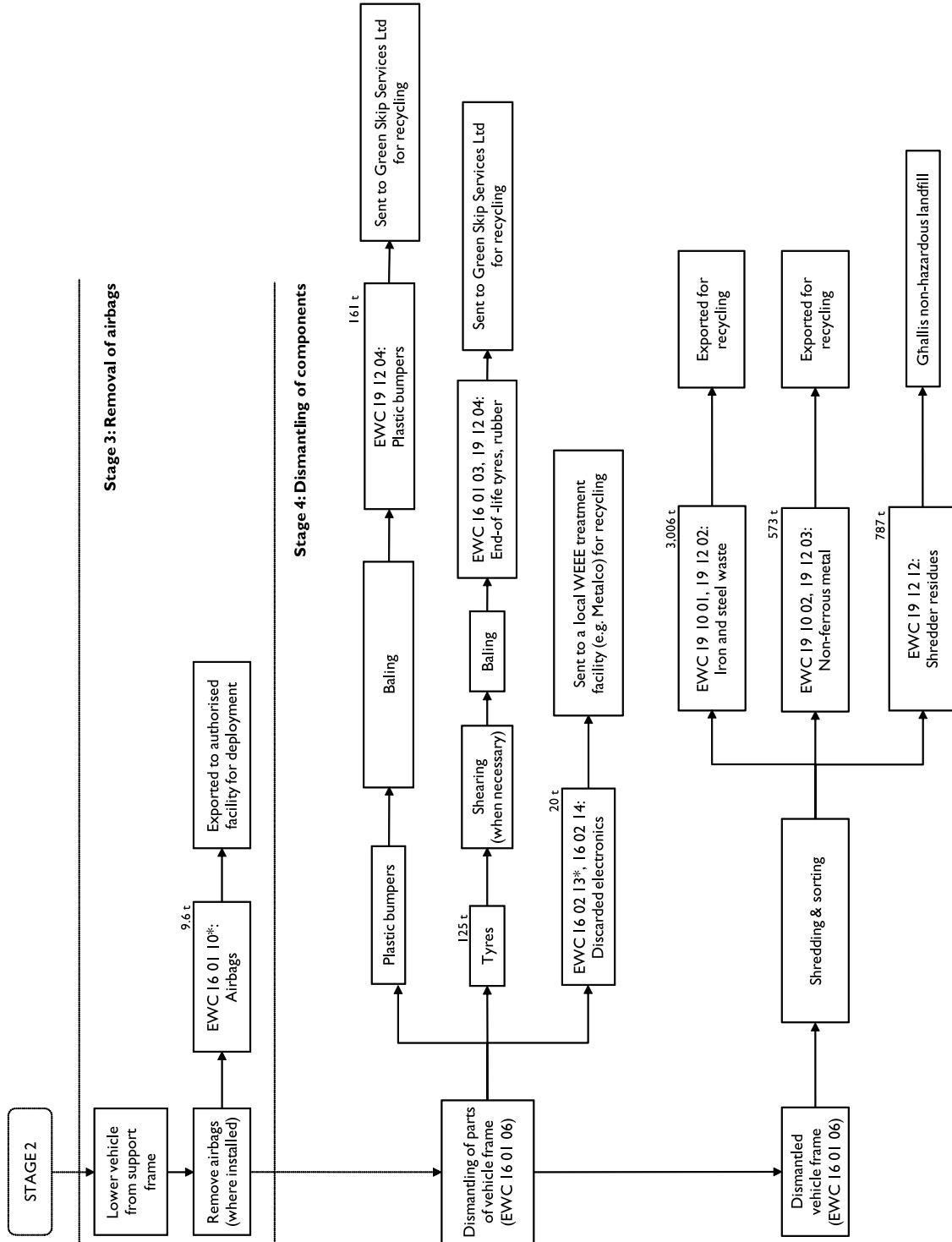
**END OF PERMIT**

**End-of-life vehicles (Option 1 – as described in Volume 2):**



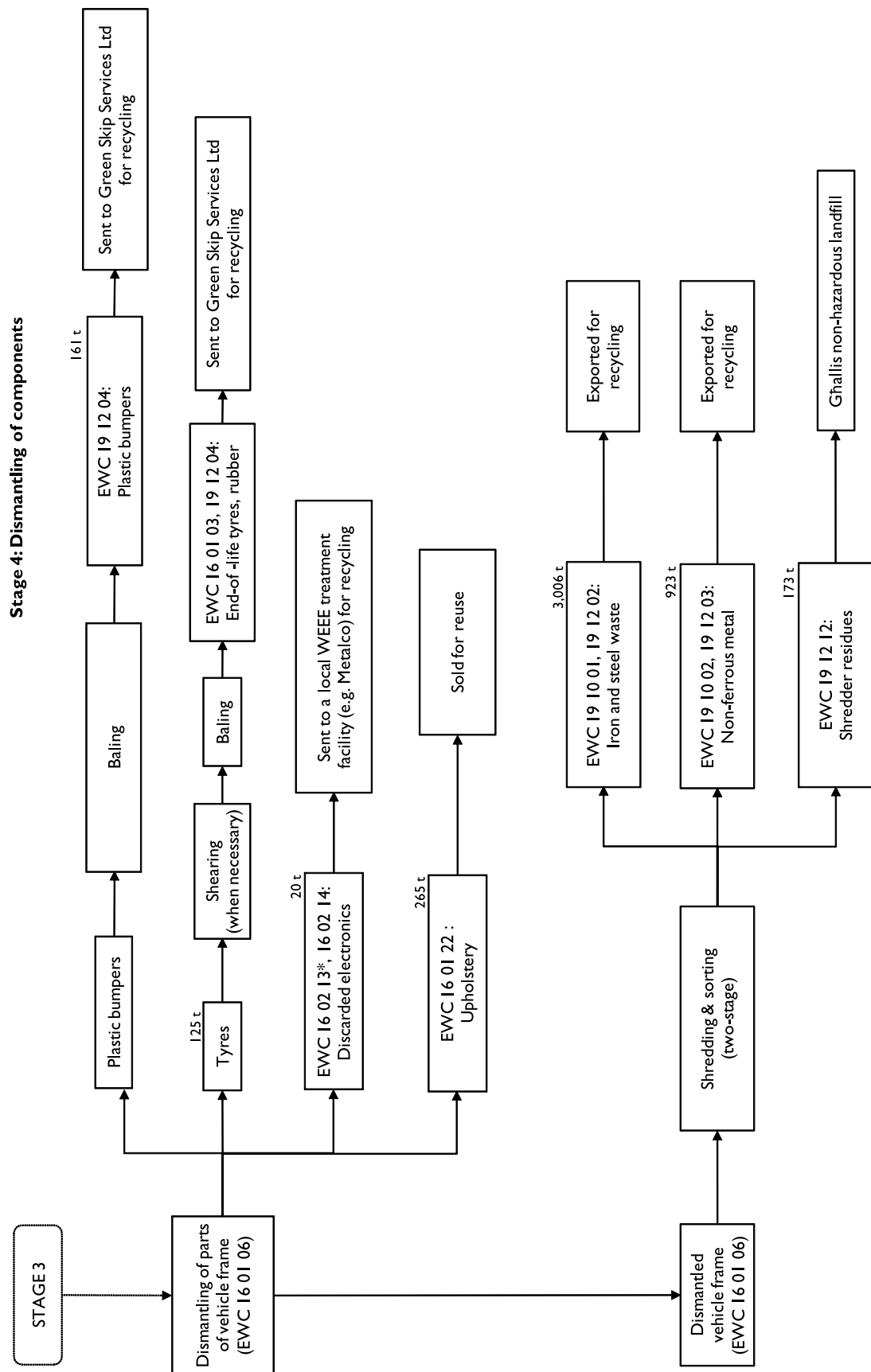




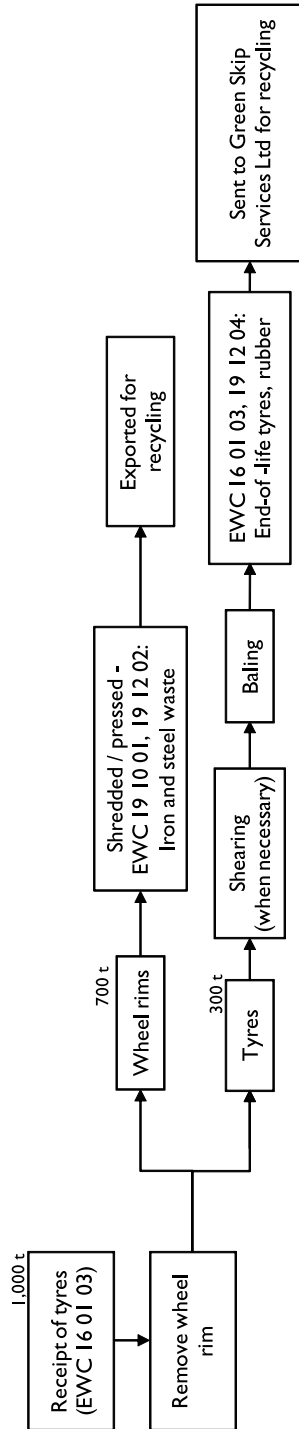


Option 2, as described in **Attachment 13**, will be implemented in order to improve recovery and reuse rates.

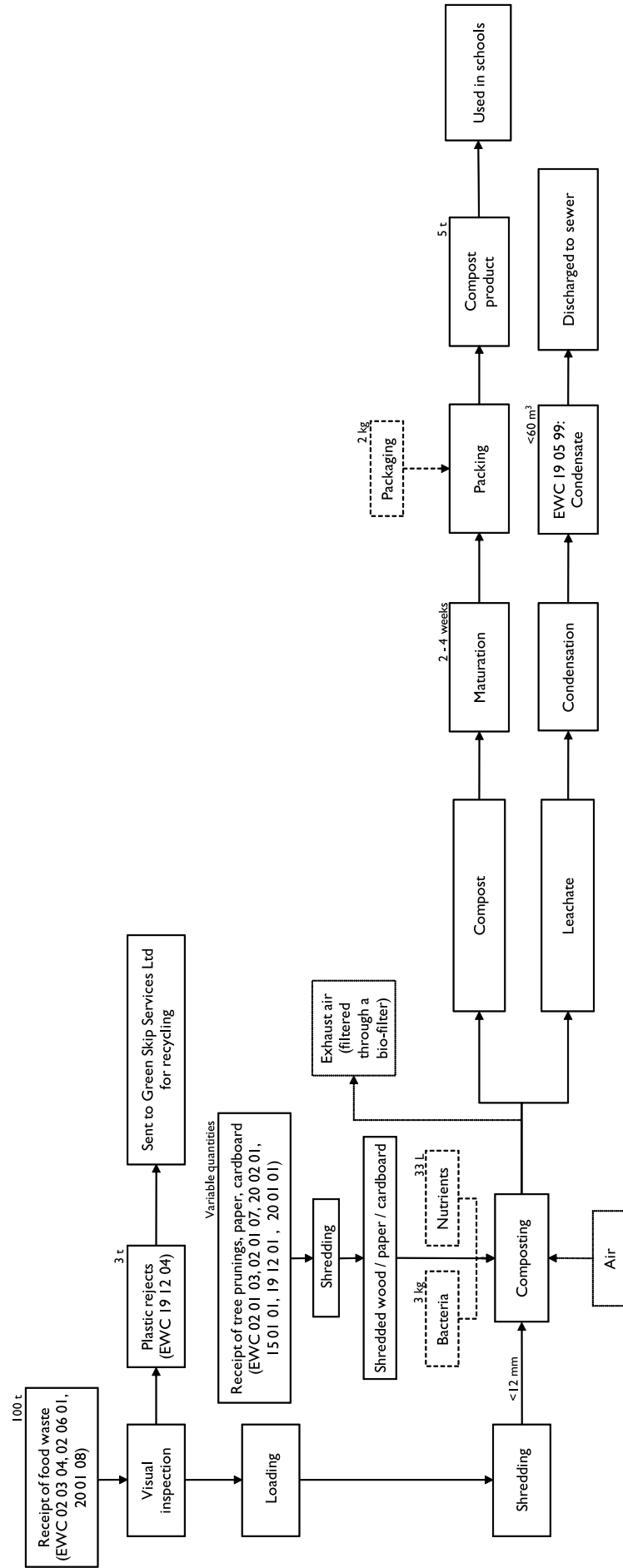
**Flow diagram for end-of-life vehicles (Option 2, updating Stage 4 of process):**



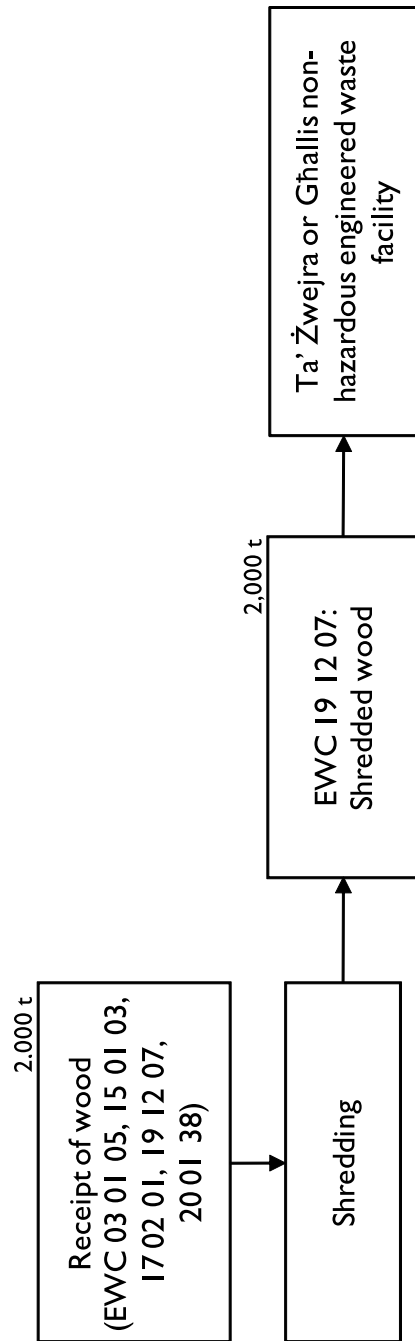
## Tyres:



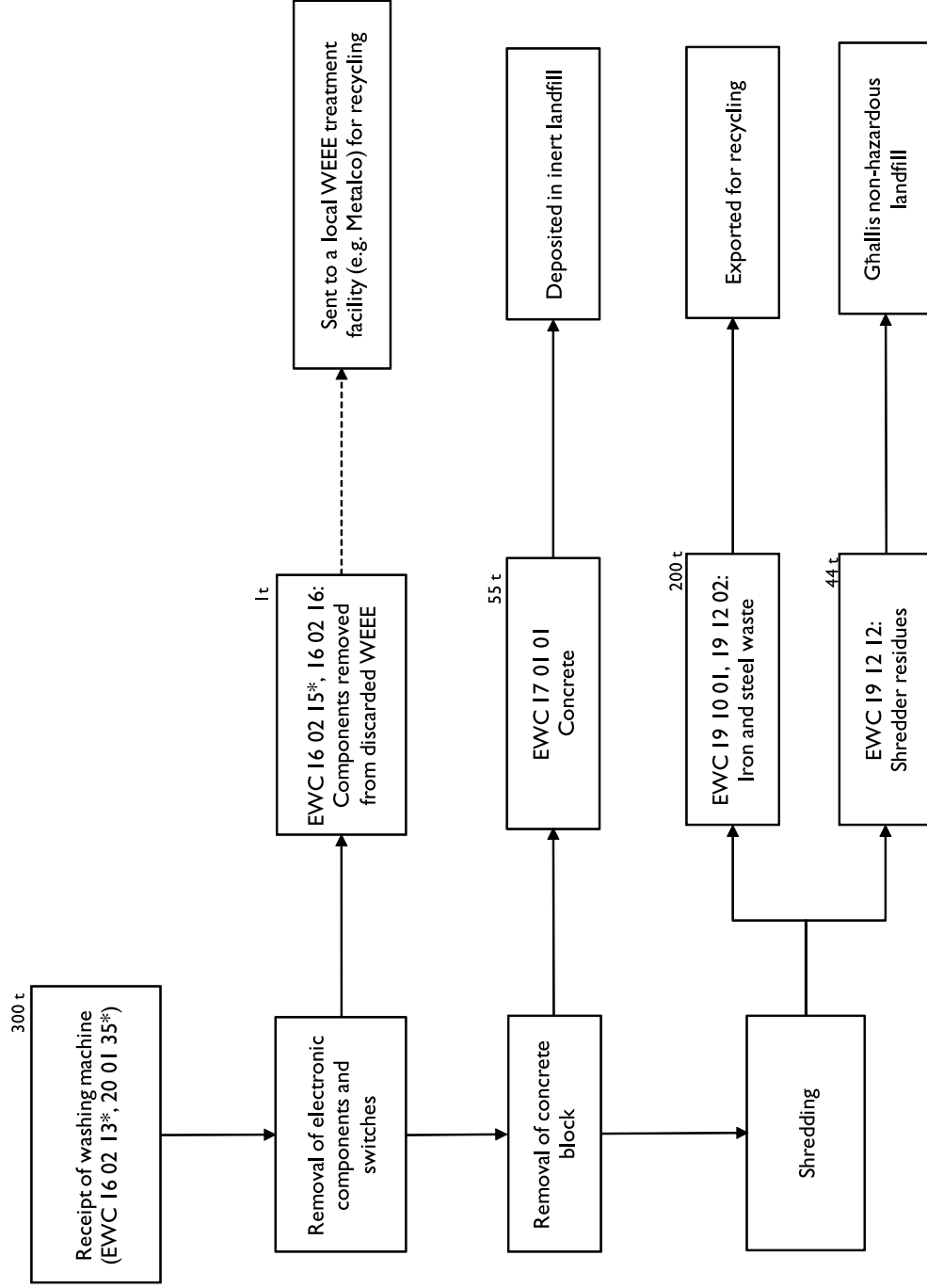
## Composter:



**Wood processing:**

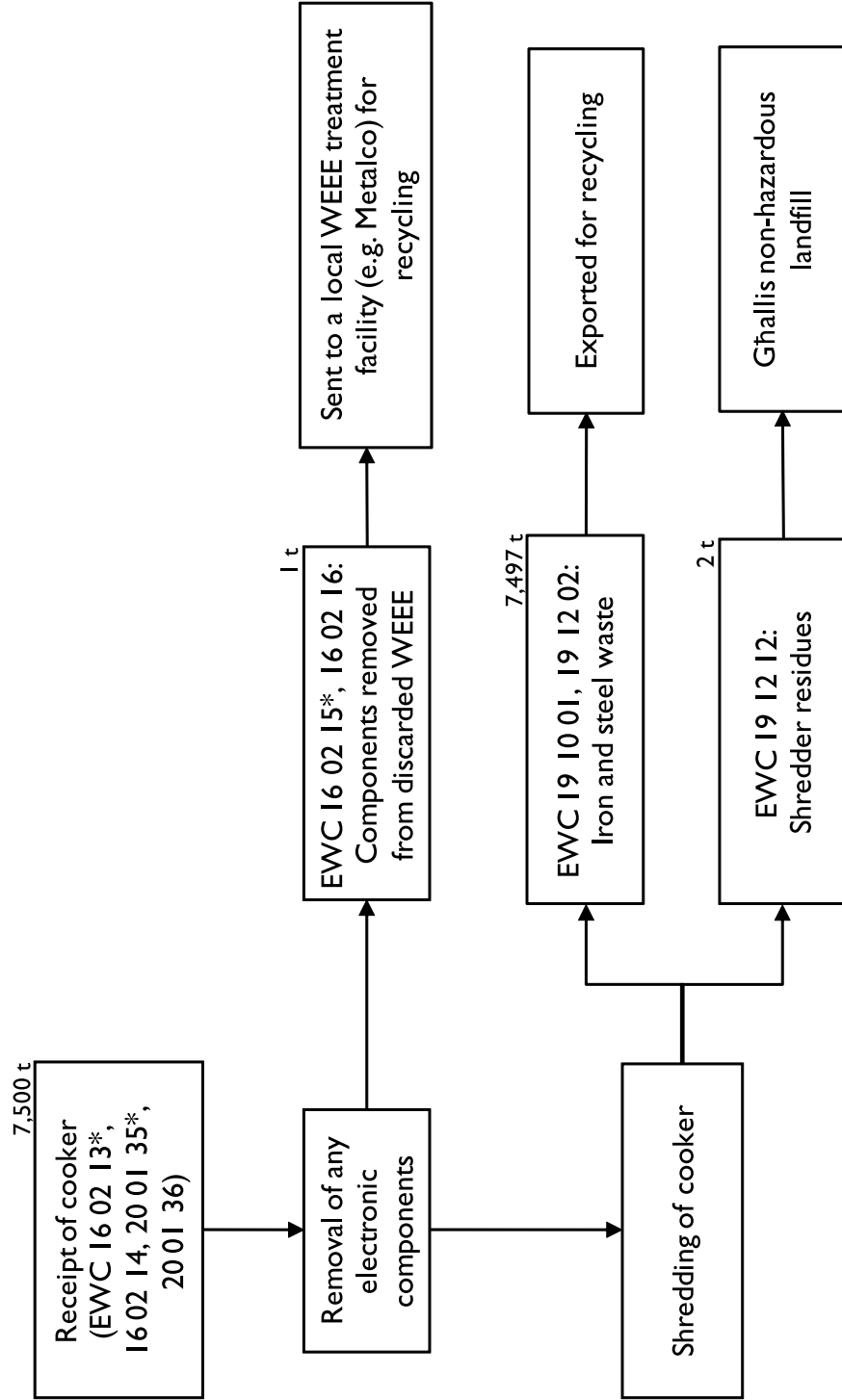


## Washing machines:

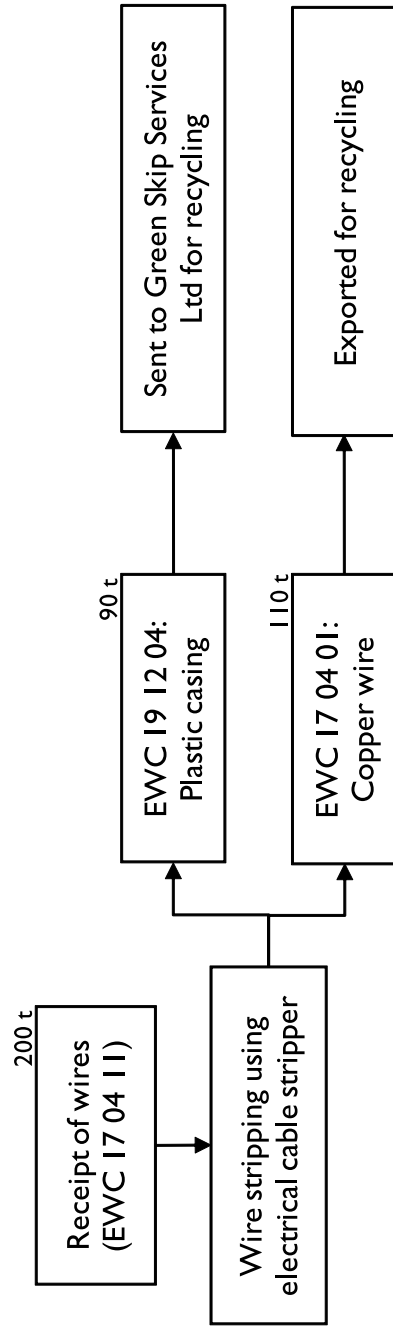




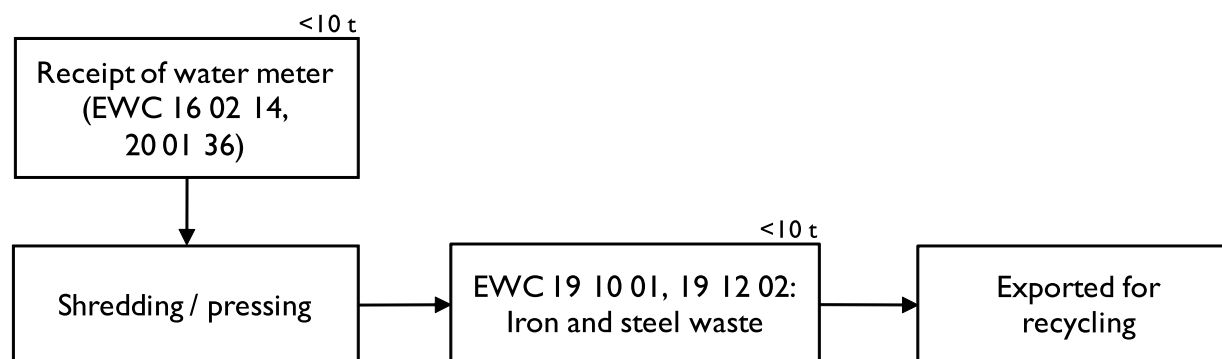
**Cookers:**



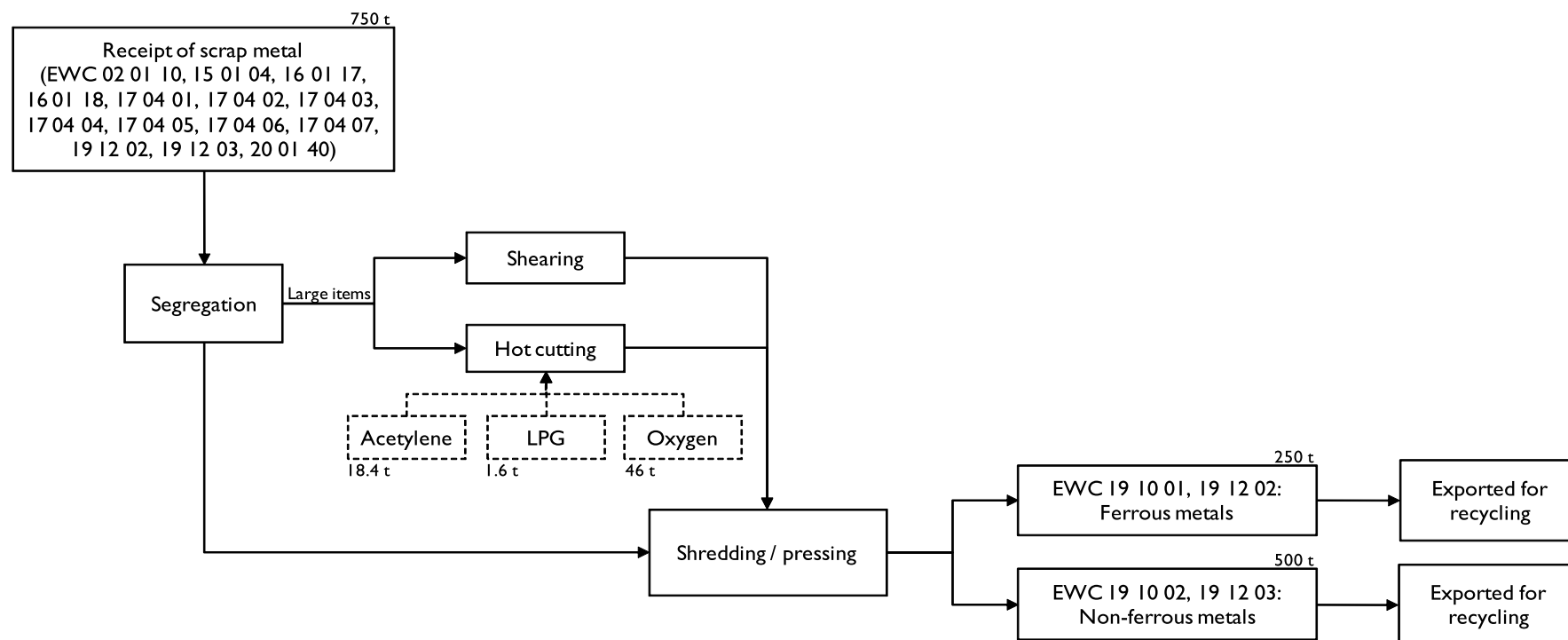
**Wires:**



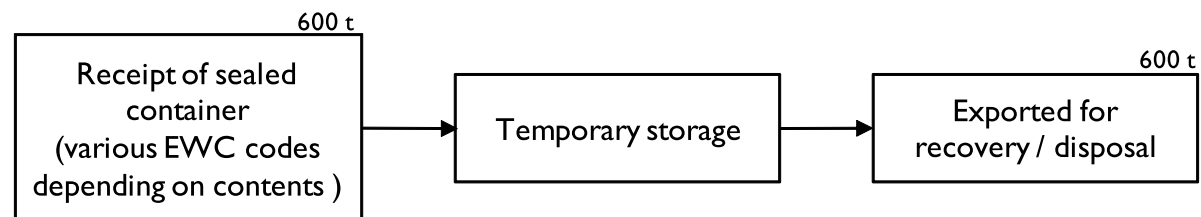
**Figure 3.25: Processing of water meters**



**Figure 3.26: Metal processing**



**Figure 3.30: Temporary storage of containerised waste**



**SITE EARTHWORKS METHOD STATEMENT**

DDE ATTARD LTD. – PA 4172/16

Site at: *Don Kotra, Sqaq Fdal il-Ħadid, Ħal Luqa*

JOE BUGEJA ASSOCIATES

MARCH 2019



Contents

Introduction .....3

Land Monitoring Results .....3

Earthworks Scheme .....3

Excavation and Disposal Method Statement.....6

Project Time Line .....7

Appendices.....7

## Introduction

The site in question is a scrapyard located at Sqaq Fdal il-Hadid, Luqa. A land monitoring study carried out at the site in 2015 showed that due to the past and present waste handling activities on site, the soil / land on the site contain some chemical contaminants, including various metals and hydrocarbons.

This document refers to the civil works proposed on site as per PA/04172/16 and outlines the proposed method statement for the earthworks involving contaminated soil / land.

## Land Monitoring Results

The 2015 land monitoring study showed that the most heavily contaminated samples were the samples taken from the surface and 1 m depths. The classification of these samples under waste legislation is shown in Table 1.

<b>Table 1 - Classification of Site Ground Materials</b>		
<b>Land Monitoring Point Location (as per D013 – Proposed Excavation)</b>	<b>Depth</b>	<b>Waste Classification</b>
<b>1</b>	Surface	Hazardous
	1 m	Not hazardous
	2 m	Not hazardous
<b>2</b>	Surface	Hazardous
	1 m	Hazardous
	2 m	Not hazardous
<b>3</b>	Surface	Hazardous
	1 m	Hazardous
	2 m	Not hazardous
<b>4</b>	Surface	Hazardous
	1 m	Hazardous
	2 m	Not hazardous
<b>5</b>	Surface	Hazardous
	1 m	Hazardous
	2 m	Hazardous

## Earthworks Scheme

The site is gently sloping downwards to the North. The present slopes of the site will be retained – this means that no excavation shall be carried out for the paving of the site.

The other construction works being proposed on site shall necessitate excavation as follows:

- Storm-water reservoir: Excavation down to 4.2m

- Fire Fighting Reservoir: Excavation down to 3.5m
- Sheds Foundations: Excavation down to rock level (assumed at 1.0m below ground level)
- Staff Facilities Foundations: Excavation down to rock level (assumed at 1.0m below ground level)

Based on the waste classification in Table 1:

- Soil / land excavated for the construction of the proposed reservoirs is to be considered hazardous up to a depth of 1.5 m; this is based on a review of the land monitoring data closest to these reservoirs (notably point 3), whereas the surface sample has been taken to be representative of the first 0.5 m and the 1 m sample has been taken to be representative of the 0.5 to 1.5 m depth;
- Below a depth of 1.5 m, rock excavated for the construction of these proposed reservoirs is to be considered as non-hazardous, since in these areas none of the 2 m samples were found to be hazardous;
- Excavated soil from other areas (i.e. sheds foundations and staff facilities) is to be considered hazardous.

Accordingly excavated material down to 1.5 m in the reservoirs areas (both soil and rock) together with all excavated soil from the excavations for foundations shall be considered as hazardous. On the other hand excavated rock in the reservoirs areas from deeper than 1.5m shall be considered as non-hazardous waste.

The total estimated volume of hazardous soil and rock to be excavated amounts to 704.7m<sup>3</sup> as summarised in Table 2 below.

<b>Table 2 - Volumes of Hazardous Ground Materials to be Excavated</b>					
<b>Location</b>	<b>Number</b>	<b>Length m</b>	<b>Width m</b>	<b>Depth m</b>	<b>Volume m<sup>3</sup></b>
<b>Storm-water Reservoir</b>	1.0	16.0	16.0	1.5	384.0
<b>Fire Fighting Reservoir</b>	1.0	11.8	8.9	1.5	157.5
<b>Sheds Columns Foundations</b>	62.0	0.6	0.6	1.0	22.3
<b>Staff Facilities Wall Foundations</b>	1.0	76.8	1.0	1.0	76.8

In-Situ Excavation Volume	640.7
Bulking Factor	10%
<b>Total Volume of Excavated Hazardous Material</b>	<b>704.7</b>

All the excavated contaminated ground material will be stockpiled in a sealed temporary containment area (as described below), before being transferred into UN-approved big bags and loaded onto shipping containers. Hazardous excavated waste will be transported overseas for disposal; a waste broker is being engaged for this purpose. The selected waste disposal facility will be licensed to handle and dispose of such waste, and disposal shall be compliant to the relevant regulations; the export of waste will also be covered by the required permits.

Prior to disposal, samples of waste will be tested in accordance with Decision 2003/33/EC to determine acceptability for disposal in hazardous landfill. Samples will be taken as follows:

- Two samples from the centre of the storm water reservoir (0.5 m and 1 m depths);
- Two samples from the centre of the fire fighting reservoir (0.5 m and 1 m depths);
- Two samples from the sheds columns foundations (one on the western side, one on the eastern side, both at 0.5 m depth); and
- One sample from the staff facilities wall foundations (0.5 m depth).

Table 3 presents the volumes of non-hazardous rock to be excavated from depths greater than 1.5m.

<b>Table 3 - Volumes of Non-Hazardous Rock to be Excavated</b>					
<b>Location</b>	<b>Number</b>	<b>Length m</b>	<b>Width m</b>	<b>Depth m</b>	<b>Volume m<sup>3</sup></b>
<b>Storm-water Reservoir</b>	1.0	16.0	16.0	2.7	691.2
<b>Fire Fighting Reservoir</b>	1.0	11.8	8.9	2.0	210.0

In-Situ Excavation Volume	901.2
Bulking Factor	10%
<b>Total Volume of Excavated Non-Hazardous Rock</b>	<b>991.4</b>

Excavated rock at deeper levels from beneath the reservoirs (i.e. beyond 1.5 m depth), being classified as non-hazardous, will be carted away to a licensed waste management site. Prior to disposal, it will be tested in accordance with Decision 2003/33/EC to determine acceptability for disposal in landfills of different types. Samples will be taken from around 2 m depth; two samples from beneath the larger reservoir and one beneath the smaller reservoir will be taken and tested for the parameters in Decision 2003/33/EC.

## Excavation and Disposal Method Statement

The paving works will be carried out in 5 phases, each phase having an area ranging from c.1140m<sup>2</sup> to c.2360m<sup>2</sup>. Consequently the following method will be repeated for all phases of the paving programme.

Testing in accordance with Decision 2003/33/EC will be carried out prior to the below activities, as described previously.

1. The area to be paved shall be cleared from the scrap materials being stored.
2. A sealed temporary containment shall be set up on site for the temporary storage of excavated soil. Its construction shall be as follows: 1m precast concrete blocks shall be used to form retaining containment walls; joints between blocks shall be plastered to prevent loss of material. Stockpiled excavated soil will be covered using plastic sheets to prevent it being blown by the wind.
3. All the soil (down to rock level) in the areas to be excavated shall be excavated using a mechanical shovel and stockpiled temporarily in the sealed temporary containment area. It will then be placed in UN-approved double-lined big bags, which will be loaded onto shipping containers.
4. Rock in the areas designated for the construction of underground reservoirs shall be excavated down to the required levels. Excavated rock up to 1.5 m depth in these areas will be placed in the temporary containment area prior to being loaded onto shipping containers (as per 2 above); rock at deeper levels shall be carted away and disposed of in an approved waste management site.
5. Shipping containers (filled with excavated hazardous material as per 2 and 3 above) shall be sealed and transported overseas to an approved waste management site.
6. The reservoir shall be constructed within the excavated void.
7. The ground shall be compacted by rollers.
8. A geotextile membrane shall be laid on the compacted ground.
9. A reinforced concrete layer (forming the final structural paving) shall be placed on the geotextile membrane.

It is important to note that none of the site equipment that is used for the operation of the scrapyard will be used for the earthworks. All equipment to be used for the civil works and earthworks shall be dedicated equipment brought on site solely for this purpose.

## Project Time Line

The phasing of the civil works shall be subdivided as per the following time line:

Weeks 1-12 Paving Phase 1 – works subdivided as follows:

Week 1	Clearance of area to be paved from stored scrap materials.
Week 2	Plant and equipment mobilisation to site.
Weeks 3- 4	Excavation (excavated materials will be handled and disposed of as described above).
Weeks 5- 8	Construction of reservoir.
Weeks 9-10	Compaction of existing sub-grade material by rollers, with subsequent placing of geotextile membrane.
Weeks 11-12	Laying of the structural paving.

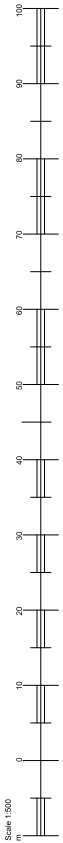
Weeks 13-24 Paving Phase 2 – works to be subdivided as for Paving Phase 1

Weeks 25-36 Paving Phase 3 – works to be subdivided as for Paving Phase 1

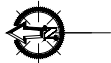
Weeks 37-48 Paving Phase 4 – works to be subdivided as for Paving Phase 1

## Appendices

- A. Drawing 002: Proposed Paving Programme
- B. Drawing 003: Proposed Lighting and Paving Plan
- C. Drawing 013: Proposed Excavation







SOFT LANDSCAPING - SOIL &  
OLIVE/CYPRESS/PINE TREES AS  
APPROVED IN PA 1876/15

AREA OF CONTAINMENT  
BOUNDARY

PROPOSED  
NEW ACCESS

Reservoir  
Below

Barnhouse  
Confirmed Map to 1998

Private Access Road

TRIG IL-BELT VALLETTA

Assured Public  
Road Sewer

## LIGHTING LEGEND

- LIGHT - TYPE A (LOW POLES)
- LIGHT - TYPE B (HIGH POLES)

## PAVING LEGEND

PAVEMENT DETAIL



250mm DEEP IMPERMEABLE CONCRETE  
WITH A503 STEEL REINFORCING MESH  
IMPERMEABLE GEOTEXTILE LINER  
EXISTING SITE MATERIAL - COMPACTED BY ROLLERS

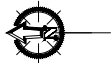


## LEGEND

- BALING OF TYRES
- E.V. (VEHICLES AWAITING DISMANTLING)
- E.V. (EQUIPMENT FOR DEPOLITON OF VEHICLES AND DISMANTLING)
- E.V. (STORAGE OF DISASSEMBLED PARTS)
- E.V. (STORAGE OF DISASSEMBLED PARTS)
- STAFF FACILITIES - OFFICE, TOILETS & CANTEN
- DISMANTLING OF WHITE GOODS (COOKERS AND WASHING MACHINES)
- WIRE STRIPPING
- STORAGE OF SPARE PARTS (GENERAL)
- STORAGE OF PROCESSED WOOD
- SHREDDING/CRUSHING
- GARAGE FOR PARKING & MAINTENANCE OF YARD EQUIPMENT
- STORAGE OF TYRES
- STORAGE OF SCRAP METAL
- STORAGE OF FOOD
- STORAGE OF ALUMINIUM
- STORAGE OF PLASTIC
- STORAGE (TEMPORARY) OF SEALED CONTAINERS FOR ONWARD SHIPPING
- STORAGE (TEMPORARY) OF SEALED CONTAINERS FOR ONWARD SHIPPING
- PARKING AREA
- WEIGH BRIDGE
- COMPOSTER SHED
- TYRE WASH FACILITY
- WEIGHBRIDGE OFFICE
- GENERATOR
- 8m<sup>3</sup> FUEL STORAGE CONTAINER WITHIN 14m<sup>3</sup> BUND
- STORAGE OF COPPER

Scale 1:500





SOFT LANDSCAPING - SOIL &  
OLIVE/CYPRESS/PINE TREES AS  
APPROVED IN PA 1876/15

AREA OF CONTAINMENT  
BOUNDARY

PROPOSED  
NEW ACCESS

Private Access Road

POSTER SHED  
APPROVED IN PA 1876/15

19

13

11

17

13

11

17

13

11

17

13

11

17

13

11

17

13

11

17

13

11

17

13

11

17

13

11

17

13

11

17

13

11

17

13

11

17

13

11

17

13

11

17

13

11

17

13

11

17

13

11

80/15

STOP

STOP

TRIQ IL-BELT VALLETTA

Assured Public  
Road Sewer

Barnhouse  
Confirmed Map to 1998

# LEGEND



Excavation of soil down to rock level for foundations; All excavated soil to be exported for disposal overseas.



Excavation down to required levels, not exceeding 4.2m below ground level. All material (both soil and rock) down to 1.50m to be exported for disposal overseas.



Temporary storage of excavated soil.



LAND MONITORING POINTS

Scale 1:500



PLANNING AUTHORITY OF MALTA

PROJECT NAME: SITE AT SOVA  
FDAL IL-HADD, LUQA

PROPOSED EXCAVATION

APPROVED TO: AMENDMENT TO  
APPROVED PA/0538/07  
AND PA/01876/15

DATE: 15/04/2021

APPROVED BY: [Signature]

DATE: 15/04/2021

## DDE Attard Ltd. Permit

### FIRE SAFETY MEASURES IN METAL SCRAPYARDS & ELV SITES

For the purpose of this Permit a Fire Safety study was made by the department in order to give a professional advice on such a matter. This guidance is recommended not only to DDE Attard Ltd but to all end of life yards of the same nature and business so that site designers and operators alike use as good practice, it is not compulsory. It is recognised that existing site may or may not have the space or resources to implement all of the control measures recommended and that ELV site at the design stage may be best placed to benefit. However, it is recommended that the control measures be implemented to the greatest extent possible in the proposed extended works permit and future ELV sites.

The conditions laid out in a site's permission to work should detail, among other things, the activities, quantities and types of waste that may be accepted and stored and other requirements that are necessary to prevent environmental pollution. ELV site operators should try to use the information provided in order to reduce environmental, and health and safety risks.

Fires can be a serious issue within the confines of a scrapyard – We have experienced a number of these yards where improperly stored waste resulted in huge blazes, burning hazardous materials and releasing harmful toxins into the air. The Environment Resource Authority – who licenses and monitors all ELVs – has been giving this issue a particular focus over the past year, introducing a range of new mandatory guidelines for scrapyards to abide by.

Fire Prevention plans should be made in order to minimising the risk of fires. Piles of waste and ELVs (End of Life Vehicles: another word for scrap cars) have to be 'quarantined' – set in piles with at least 6 metres between them, so that any potential fire can't spread. Scrapyards should also have to ensure they have access to a certain amount of water with which to fight the fire, and the ability to retain this water afterwards so it doesn't contaminate the surrounding environment. It's a lot, but trust us – it's worth it for the safety!

This is why the ERA goes to such a great length to monitor Authorised Treatment Facilities; to guarantee their safety, quality and the hygiene of their business practices. Every single scrap yard should cooperate so that when a car is scrapped it is done safely.

Water used to extinguish scrap yard fires should be contained on site, and prevent it from polluting the water courses and surface water drainage. In case of a fire and obviously there would be a smoke plume. The residents living nearby should be advised to keep windows closed, there could also be some disruption to local traffic due to the movement of fire engines and hoses laid in the road.



Scrap yards are filled with potential fire risks. This is not hard to understand, because they are often littered with hazardous components, batteries can short circuit and unemptied fuel tanks can leak. Not to mention human error or, worst, arson.

Fires on waste sites, particularly sites handling hazardous components, unfortunately happen all year round. However, dry, warm weather conditions bring an increased risk.

It is really important that those handling ELVs have fire protection measures in place and engage with the ERA for advice and support on keeping their sites safe.

This is not just good for businesses, but also helps to safeguard the environment and surrounding communities.”

There are simple steps that can be taken to prevent the causes of fires. These include:

- Disconnecting and removing batteries as soon as reasonably practical after vehicles arrive on-site, to reduce the risk of electrical short circuits
- Using safe depollution equipment and storing fuel in containers designed to store it
- Ensuring vehicles are fully depolluted before crushing and shredding
- Enforcing a no smoking policy for staff and customers
- Following the Environment Agency guidance and putting a FPP in place

### **Automotive Batteries**

#### **Associated Hazards**

Automotive batteries are very toxic to aquatic life and are harmful to human health. Lead is persistent in soil and sediments and bioaccumulates in aquatic and terrestrial animals and plants. Automotive batteries are also corrosive and can also produce high-energy sparks and heating if shorted-out by a metal item placed or dropped across the terminals. Shorting is often violent enough to “weld” a metal item (e.g. metal jewellery) to the battery and provide a source of ignition (it cannot be assumed that waste batteries have been discharged). Lead–acid batteries can also produce highly flammable hydrogen. This, combined with potential ignition by sparks, should shorting occur, makes vehicle batteries very hazardous. Lead–acid batteries can also split and explode if maltreated.

#### **Record Keeping**

Automotive batteries are an unstable waste that require daily inspection. Site staff must maintain the following records:

- Record of daily storage container inspection. Containers should be inspected daily to ensure they are intact and free from conductive objects that may cause shorting.
- Records of spill kit inspection: if any elements of the spill kit are not functional or present, they must be replaced.
- Records of spillage emergency response training should be maintained.

### **Storage Requirements**

The following storage requirements should be in place for automotive batteries:

- Batteries should only be stored in plastic or stainless steel boxes/containers of a capacity of up to 1m<sup>3</sup> and must be covered/fitted with a lid or stored in a covered area in order to prevent ingress of rainwater and consequent contamination of surface water.
- Containers should not be filled above the height of the box sides.
- Containers should be labelled "Automotive Batteries Only" to reflect the contents and the hazard.
- Signage should be erected for members of the public disposing automotive batteries, outlining their proper handling and associated risks.
- Containers should be labelled with the corrosive warning sign plus a written warning.
- Storage containers should be inspected regularly to ensure that they are intact.
- The lid of the storage containers must be kept closed and locked when the site is closed.
- Metal or other conductive wastes should not be placed in vehicle battery containers – this includes small domestic batteries

### **Separation Distance**

- Containers for automotive batteries should be kept close to those for domestic batteries (for easy use by the public), but at least 3 metres apart in case of spills.
- Ensure batteries are not located within 6 metres of flammable gas cage or flammable liquids containers, or where any spill may leak into drainage systems.

## Handling

When handling vehicle batteries:

- Ensure batteries are always handled in a well-ventilated area.
- Do not touch the terminals with metal objects such as bracelets or long necklaces or rings. Metal jewellery in contact with battery terminals causes burns and flash injuries. Jewellery should never be worn when working with batteries.
- A safety data sheet should be held at storage area.
- A spare pair of acid-resistant gloves and safety glasses should be available at the battery location for site users.

## Emergency Procedures

- Damaged batteries should be double-bagged in polyethylene bags of at least 85 microns thickness.
- In the event of skin or eye contact, immediately drench the affected area with clean water and remove any contaminated clothing; if any soreness or irritation persists seek medical attention.
- Eyewash bottles should be provided close to battery containers because of the danger of battery acid.
- Any spillage must be cleaned up immediately using suitable absorbent granules.  
Consideration
- should be given to the selection of a spill kit with absorbents designed to absorb the spill and, if required, an acid neutraliser for battery acid spills, which are available commercially.
- The selection, number and locations of fire extinguishers should be informed by the results of a risk assessment of automotive batteries on site and by automotive battery safety data sheets.

**Dangerous Good:** Yes

**ADR Hazard Class:** 8 (Corrosive substances)

**UN number:** Various

Transport regulations may apply if exemption criteria are not complied with. Further advice should be sought from a TM Dangerous Goods Specialists or waste contractor. Appropriate UN number and hazard label should be applied to the box for transport. Consequently, ADR consignor and other participant duties may apply.

## **Gas Cylinders**

### **Description**

Gas bottles/cylinders for heating, refrigeration, industrial uses, etc. are often brought to CA sites. These can contain residual amounts of fuels such as propane or butane, which are flammable, refrigerant gas such as F-gases or ODS, which are climate change gases and ozone layer-depleting gases, respectively, or industrial gases such as carbon dioxide, acetylene and oxygen, etc. CA site staff should examine all cylinders on receipt at the CA site and should consider the condition of the cylinder including any valve damage and the type of gas contained. Any damaged cylinders should be isolated. All gas cylinders are required to be labelled to indicate the contents and this should be the primary means of identifying the contents, the hazard(s) and the owner of the cylinder. The British Compressed Gases Association's information sheet on cylinder identification provides further information on interpreting labels.<sup>13</sup> The shoulder colour, i.e. the colour on the curved part at the top of the cylinder, will identify the properties of the gas in the cylinder<sup>14</sup> as shown in Table 2 (this is not applicable to LPG cylinders).<sup>15</sup>

### **Associated Hazards**

Gas cylinders, including LPG cylinders and other gas cylinders, may contain significant amounts of their original gas. The hazards associated with these gases include flammability, explosion hazards, toxic effects of leaks and the physical hazards of a ruptured cylinder. The release of gas in a confined space can displace oxygen and cause asphyxiation, and contact with cold gas as it escapes can damage the skin. Gas cylinders are under pressure and may explode if heated. The variety of gas cylinders present may have multiple hazards and a decision must be made as to which is the most important by talking to the waste holder, assessing the product label.

### **Record Keeping**

Site staff must maintain the following record for gas cylinders:

The current inventory of numbers of cylinders and gas types stored on site. These records must be made available to the emergency services in the event of a fire.

### **Storage Requirements**

- LPG cylinders and other gas cylinders should be stored in locked cages in the open air, ideally protected from the weather to prevent excessive heating or corrosion due to



rainfall. If cylinders must be stored inside, the area must be well ventilated to dissipate gas if there is a leak.

- If storing flammable gases, the area must be free from any source of ignition, e.g. light fittings, heaters etc.
- At least two gas cylinder cages should be available, unless a larger gas cylinder cage with suitable internal firewall segregation is provided. These should be used to segregate flammable gases from non-flammable and non-toxic gases.
- Cages should be locked at all times except when cylinders are being moved in/out.
- Cylinders must be securely stored upright to prevent toppling, unless instructions on the cylinder state otherwise.
- The cylinder storage area should be well drained to prevent water accumulation and corrosion of the cylinders.
- The storage area should be clearly marked with signs to indicate the hazard, the types of gas stored and prohibition of smoking and naked flames.
- Good housekeeping should ensure that the area around cages must be kept free of combustible or flammable materials.
- Acetylene cylinders should be isolated from all other gases, in a separate cage and removed from
- site as soon as possible – acetylene fires are extremely energetic.
- Cylinders should be kept in areas that are well away from moving vehicles and occupied buildings.
- The caged area should be labelled with the hazard symbol to reflect gas under pressure, may
- explode if heated and any hazard particular to the individual cylinders on site.

### **Separation Distance**

- Stores should segregate flammable gases (e.g. acetylene, butane and propane) from non-flammable and non-toxic gases.

- Stores should be at least 3 metres apart or separated by a suitable firewall. Flammable gas stores should not be located within 6 metres of any potential ignition sources such as electrical systems or batteries.
- Cages should not be located within 3 metres of traffic or the site boundary.

## Handling

Cylinders are heavy and should be handled with care. They should not be dropped or subjected to impact when being moved or used. When handling cylinders:

- Assess the risk before lifting or moving cylinders
- Whenever possible use mechanical handling aids to move the cylinder, e.g. via fork lift trucks, pallets, still ages. For short distances, use a suitable cylinder trolley.
- Do not lift a cylinder by its valve or valve guard.
- Do not roll cylinders along the ground (for larger cylinders use a cylinder trolley).
- Do not cut into or attempt to puncture cylinders.
- Do not drop cylinders, bang cylinders together or maltreat them.
- Do not attempt to discharge or empty gas cylinders.
- Never attempt to stop a falling cylinder, get out of the way.
- No gas cylinder scavenging is permitted. Only authorised collectors should remove gas cylinders.

## Emergency Procedures

- Upon discovering or suspecting a leak from a flammable gas cylinder personnel should inform others in the area and direct all personnel and users of the CA site to evacuate the area. Inform the facility manager of a leak or suspected leak and alert emergency services.
- The CA sites current inventory of gas cylinders should be made available to the emergency services in the event of a fire.
- The selection, number and locations of fire extinguishers should be informed by the results of a risk assessment of gas cylinders on the site and by the waste safety data

sheets. In the event of fire, dry powder extinguishers or other appropriate fire extinguishers should be used.

**Dangerous Good:** Yes

**ADR Hazard Class:** 2 (Gases)

**UN number:** Various Transport regulations apply. Seek advice from a specialist contractor. ADR consignor and other participant duties apply.

### **Description**

Motoring products that may be presented at a CA site include flammable and toxic substances such as petrol, diesel, brake fluid, transmission fluid, antifreeze and rust remover.

### **Associated Hazards**

Antifreeze is highly toxic; it has a sweet taste and smell that make it attractive to children and pets. Rust remover is corrosive. The hazards associated with these motoring products include fire/explosion hazards and toxic effects. Inhalation of fumes can result in headaches, dizziness, nausea or drowsiness.

### **Record Keeping**

CA site management must determine the frequency of container inspections and collection required by monitoring the level of activity and the quantities of motoring products accepted.

Records required are:

- A record of current inventory of each waste; inventories should be managed to keep stored quantities to a minimum regular storage container inspection
- Results of regular spill checks, including checking for leaking containers within the cabinet.

### **Storage Requirements**

Petrol, diesel, brake fluid and transmission fluid are flammable and therefore should be stored in designated flame-proof containers. Flammable motoring products should be stored upright and in their original containers, in a shelved flammable materials container. Other storage measures include:

- a container with a closed lid that is labelled with the appropriate flammable/toxic/corrosive hazard label
- a separate appropriately labelled locked cabinet with ventilation and internal bunding/spill containment
- shelves within the cabinet that are ventilated to allow spills to fall through
- recovery containers stored in banded areas
- absorbent granules to clean up any spills immediately and the contaminated granules disposed of correctly
- signage asking users to report spillages immediately.

### **Separation Distance**

Waste motoring products should not be mixed with each other, or mixed with waste oil collections on site, and storage cabinets should be located at least 3 metres away from other waste containers and at least 6 metres from a gas cage or vehicle battery container.

### **Handling**

- Site staff after depositing motoring products and/or hydraulic fluids, the wastes should be locked away promptly.
- Care should be taken to avoid spills and mixing of waste types.
- A box of nitrile disposable gloves should be maintained (for handling oils, greases, hydrocarbons) and paper towels adjacent to the containers.

### **Emergency Procedures**

Emergency measures should include:

- Absorbent granules must be used to clean up any spills immediately and the contaminated granules should be disposed of as hazardous waste.
- In the event of fire, the record of inventory should be made available to the emergency services.

- The selection, number and locations of fire extinguishers should be informed by the results of a risk assessment of the inventory of waste at the site and by the safety data sheets.

**Dangerous Good:** Yes

**ADR Hazard**

Class 3 Flammable liquids

Class 6.1 Toxic substances

Class 8 Corrosive substances

**UN number:** Various

Transport regulations apply to certain substances. Seek advice from a specialist contractor. ADR consignor and other participant duties apply.

**Associated Hazards**

Oil is toxic, corrosive and hazardous to health. Short-term overexposure to petroleum products may lead to dizziness, drowsiness, headache and nausea. Irritation to eyes, skin and throat may also occur. The most common types of accident caused by oils at ELV sites are slips and falls from spills. Oil is a commonly reported cause of water pollution. Even a small quantity can cause a lot of damage to the environment. Oils are also combustible and pose a fire risk. Dense smoke may be generated while burning.

**Record Keeping**

ELV site staff should maintain records for oil and oil filters stored on site by the following:

A current inventory, which should be managed to limit the quantities of oil and oil filters stored on site results of daily inspections and spill checks.

- Storage Requirements
- Waste oil filters can be collected on ELV sites in simple containers, such as a wheeled bin; however, oil filters contain residual oil and storage containers should therefore be sited in a bunded area.
- Replace wheeled bins of oil filters when they are 75% full.
- Waste oils should be stored in a suitably strong and bunded tank on impermeable paving.

Civil Protection Department

- Absorbents and spill kits should be kept close to the tank.
- Signage to be erected, warning of dangers, flammability, slips, no smoking, no mobile phone use, and use of designated containment units.
- Signage asking users to report spillages immediately.
- Tank access hatches should be lidded and lids kept closed – a prop or similar should be provided to minimise the risk of finger trap when opening/closing the lid.
- A mesh over access hatches will reduce the risk of containers (e.g. filters) falling into tanks.
- A container to dispose of emptied oil cans should be provided next to the oil tank on a bunded area.
- Empty containers should be disposed of as hazardous waste.
- Waste oil and oil filter storage containers must be kept locked.

### **Separation Distance**

Waste oil stores should not be within 6 metres of any gas cage, battery container or other potential source of ignition.

### **Handling**

- Handle as a combustible liquid. Keep away from heat, sparks and open flame!
- Electrical equipment should be approved for a classified area.
- Spillage control, containment, suitable flooring and cleaning regimes should be used to reduce the risk of accident due to slips.
- Never use welding or cutting torches on or near containers even if they are empty because product (even just residue) can ignite explosively. No special fire hazards are known to be associated with this product.

### **Emergency Procedures**

Emergency measures should include:

- Contain spills promptly using spill kit, sand, sawdust, wood chips, peat and synthetic absorbent pads, or pillows depending on the size of the spill.

- If a larger spill occurs, prevent run-off to sewers, i.e. by using drain covers.
- Collect any contaminated sorbent and treat as hazardous waste. Brooms can be used to sweep up the absorbent material and put it into buckets, bags or barrels.
- Use cleaning regimes to reduce the risk of slips.
- Make up-to-date records of the site's current inventory of oil and oil filters available to the emergency services in the event of a fire.
- The selection, number and locations of fire extinguishers should be informed by a risk assessment and reference to safety data sheets of oils and filters brought to the site.

**Dangerous Good:** Yes (only when inadvertent contamination is likely with flammable substances, e.g. petrol/kerosene/diesel or environmentally hazardous substances (heavy fuel oil))

#### **ADR Hazard**

Class 9 Environmentally hazardous (to be considered)

Class 3 Flammable liquids (to be considered)

Waste oil products are not subject to ADR; however, depending on the level of management control on site, waste oils may be contaminated with other substances, in which case an appropriate classification should be assigned. Seek advice from a specialist contractor.

#### **Fire Safety**

Fire is the main hazard at a hazardous waste site because of the potential for staff to be exposed to radiated heat, smoke, toxic fumes and missiles when sealed containers such as aerosols heat up. Once started, a fire may then spread to scrap yard, which can create additional hazards. Every effort must be made to prevent fire through adherence to separation distances, good housekeeping and regular inspections for spills, waste quantities and container integrity.

#### **Fire Water**

Fire-water may be toxic and corrosive and may cause adverse environmental impacts. *The site should be designed with Fire-water Retention Facilities.* The need for fire-water retention at a metal scrap yard will depend on the results of an assessment of the risk of environmental pollution associated with contaminated fire water. This assessment may take place during the licensing stage or may be a requirement of the licence itself. Contaminated fire-water collected on site must be characterised to determine the options for proper disposal. The operator should have preliminary agreements in place with final disposal facilities prior to approval of the risk management programme.



## **Fire Prevention**

DDE Attard should be committed to prevent fires at all times throughout the site. Naturally, there are areas of the site, which have higher risk of fires than others do. This is due to the types of work activities which are carried out in those areas, such as welding, oxy-acetylene cutting, use of abrasive wheels etc. as well as areas which store and/or process flammable materials, such as vehicle de-pollution, battery stores etc.

As part of fire prevention plan a fire risk assessment should be prepared and completed which covers all the areas and activities throughout the site. During work activities, such welding and hot works all DDE Attard employees carry this work out with great care and attention to their surrounding areas ensuring that combustible and flammable materials are not in the area where they are working. They must also ensure that during these types of work activities, they have an appropriate fire extinguisher to hand and a fire watch is carried out.

Smoking areas are located on site and these must be used by staff that smoke. In highly flammable areas such as vehicle de-pollution, no-smoking/hot works signs are on display to help reinforce that these areas are of higher risk of a fire occurring and that activities such as smoking and hot works are strictly prohibited.

Tony Pisani  
Operations manager

## Copy of Original Decision Notice



Mr Disma Attard  
obo D D E Attard Ltd.  
Sqaq il-Fdal tal-Hadid  
Luqa

Date: 14 April 2014  
Our Ref: PA/05538/07

Application Number: PA/05538/07  
Application Type: Full development permission  
Date Received: 4 September 2007  
Approved Documents: PA 5538/07/50A/94M/121B/121C/121D/121F/121G/134A;  
and supporting documents:  
PA 5538/07/132A: MRA conditions  
PA 5538/07/94F: Fire Safety & Ventilation Report  
PA 5538/07/110A: Environmental Health Conditions

Location: Site at Don Kotra, Sqaq fdal il-Hadid, Luqa  
Proposal: Proposed upgrading of existing scrapyards (scrapyard has been in operation for over 50 years). Proposal includes construction of boundary fence; installation of weigh bridge and tyre cleaning facility; paving of site; and landscaping works.

### Environment and Development Planning Act, 2010 Full Development Permission

The Malta Environment & Planning Authority hereby grants development permission in accordance with the application and documents described above, subject to the following conditions:

- 1 This development permission is subject to a bank guarantee to the value of €3,000 (three thousand euro) to cover any failure to implement the landscaping scheme or to maintain the landscaping to the satisfaction of the Malta Environment and Planning Authority. This bank guarantee shall be managed as follows:
  - i) the bank guarantee shall be reduced by €500 (five hundred euro) to a balance of €2,500 (two thousand five hundred euro) on planting of the whole landscaping scheme and effective irrigation. Planting shall be carried out within the first planting season following completion of the development hereby approved, failing which the bank guarantee shall be forfeited.
  - ii) the bank guarantee shall be reduced by a further €1000 (one thousand euro) to a balance of €1,500 (one thousand five hundred euro) after two years of planting and subject to effective maintenance of landscaping. Any trees that die or become severely diseased shall be replaced with the equivalent or greater number of trees of the same species and age as soon as planting is possible.

PA/05538/07

Print Date: 14/04/2014

- iii) the remaining balance of €1,500 (one thousand five hundred euro) will expire after five years from planting, subject to maintenance of landscaping. Any trees that die or become severely diseased shall be replaced with the equivalent or greater number of trees of the same species and age as soon as planting is possible.

In the event that the applicant fails to implement the scheme within the stipulated time limit, or fails to properly maintain the landscaping, the outstanding bank guarantee shall be immediately forfeited. Its forfeiture would not, however, preclude the Authority from taking any action to ensure that the conditions of this permission are adhered to and the approved drawings/documents are complied with.

- 2 The development hereby permitted shall be subject to Final Compliance (Completion) Certification, verifying that the development has been carried out in full accordance with the approved drawings, documents and conditions imposed of permission. Prior to the issuing of the Final Compliance Certificate for this development, the applicant shall submit to MEPA:

(i) certification from a qualified engineer confirming that the development fully satisfies the requirements specified in report PA 5538/07/94F;

(ii) certification from a qualified engineer confirming that the flood-lighting is in line with the requirements of condition number 4b of this development permission;

(iii) an independent warranted engineer shall certify that the interceptors and surface runoff reservoir are of appropriate size and design to cater for the runoff of the entire hard-standing surface of the site.

- 3 The conditions imposed and enforced by the Malta Resources Authority and the Environmental Health Directorate are at documents PA 5538/07/132A and PA 5538/07/110A respectively.

The architect/applicant are required to contact the Malta Resources Authority and the Environmental Health Directorate, throughout all the construction phases of the development hereby approved, to ensure that the development is carried out in conformity with the conditions imposed by the said entities respectively.

- 4 a) No apertures or railings shall be constructed of gold, silver or bronze aluminium.
- b) The development is not to be a source of light pollution, especially at night. To this effect:
- (i) lighting should be strictly limited to within the developed part of the site;
  - (ii) the development hereby being permitted should not be considered as a justification for the lighting of the access roads, tracks and paths leading to the site or other lighting beyond the site boundary;
  - (iii) the lighting has to be from any peripheral landscaping inward, so as to be screened as much as possible by the landscaping itself; and
  - (iv) all exterior lighting installed on site is to be of the downward-pointing, full cut-off type. No luminaire globes or uplighters are accepted.

- 5 The planting of trees shall be carried out in accordance with good arboricultural practice
- PA/05538/07

Print Date: 14/04/2014

and without the cutting of primary branches or trunks of the trees.

- 6 This development permission does not entail the uprooting of existing trees including also those listed in Schedule I or II of Legal Notice 200 of 2011 and any natural habitats and the demolition and/or carrying out of significant alterations of any random rubble boundary walls or any non-habitable rural structures. Measures should therefore be taken to ensure that works are carried out in such a manner as to not damage or undermined in any way such features.
- 7 The fence shall be constructed on the inner side of the planted margin in accordance to approved drawings PA 5538/07/121b/134a.
- 8 The construction of rubble walls along the site's perimeter as indicated on PA 5538/07/121b/134a shall be carried out strictly in accordance with the requirements of Legal Notice 160 of 1997 (as amended by Legal Notice 169 of 2004), and shall be subject to the following conditions:
- Works are strictly limited to the construction of rubble walls ("ħitan tas-sejgieħ"). The walls are to be constructed in loose, unhewn random rubble stones which stand by gravity and friction without the use of mortar.
  - No other extraneous material including concrete, franka blocks, bricks, or disused concrete slabs are to be incorporated into the walls.
  - The walls shall not exceed the height of 1.2 metres.
  - The works required for the construction of the walls in question must not overspill onto, or cause any damage to, the surroundings of the site.
  - The works shall not be allowed to result in direct or indirect damage to (or demolition of) any other existing rubble walls or to any other structure protected by Legal Notice 160 of 1997.
  - Cladding, facing and the use of mortar is not acceptable. In this respect, any mortar already used during the recent construction of existing rubble walls shall be removed.
  - No new walls, partitioning of land, encroachment beyond the site boundary, levelling of land, and reclamation of land, are allowed.
  - No fences shall be erected on the rubble walls.

Prior to the issue of any compliance certificate on the site, all the above criteria are implemented in their entirety. Any failure to comply with the terms of this permit shall be considered as an infringement of the above-mentioned legal notices and shall incur the relevant penalties, without prejudice to any additional enforcement action as may also be applicable.

- 9 The development must not involve or require any new access routes (and/or modification of existing access routes) beyond the land area delineated on PA 5538/07/121b. Access to the site shall be exclusively as shown on PA 5538/07/121b. In the event that the access

becomes inoperable, inadequate or insufficient, for whatever reason, the permit shall in no way bind the Authority to approve any alternative route even if essential for continued operation of the development.

- 10 All material, structures, vehicles and machinery used for, or generated by, the works are to be entirely confined to the site approved for development and/or the land area occupied by the existing road carriageways. No overflows or vehicular trampling/maneuvering beyond such land area are to be allowed. This applies to both the construction/site preparation phase and the operational use of the site.
- 11 a) The approved premises shall be used as indicated on the approved drawings or as limited by any condition of this permission.
- b) Unless shown on the approved drawings, no approval is hereby granted for the display of any sign or advertisement. These must form the subject of a separate application for advertisement consent.
- c) The premises shall be used only as a waste management facility and for no other purpose, including any use falling within Class 11 or Class 12 of the Development Planning (Use Classes) Order, 1994 (or its subsequent amendments). This development permission does not signify that the building hereby permitted may eventually be allowed to be put to any use other than those indicated on PA 5538/07/121b. In the event that the development hereby permitted ceases to operate and/or is no longer being used for the approved uses, the buildings should be demolished/ dismantled and removed from site, at the expense of the applicant. The site shall be completely restored to its pristine state to the Malta Environment and Planning Authority's satisfaction in accordance with a method statement approved in advance by the Environment Protection Directorate, within a specific time period as stipulated by the Authority.
- 12 a) This development permission is valid for a period of FIVE YEARS from the date of publication of the decision in the press but will cease to be valid if the development is not completed by the end of this validity period.
- b) This permission relates only to the development as specifically indicated on the approved drawings. This permission does not sanction any other illegal development that may exist on the site.
- c) Copies of all approved drawings and documents shall be available for inspection on site by MEPA staff at all reasonable times. All works shall be carried out strictly in accordance with the approved drawings, documents and conditions of this permission. Where a matter is not specified, then the conditions of this permission and of Development Control Policy and Design Guidance shall take precedence and shall modify the drawings and documents accordingly.
- d) Where applicable, all building works shall be erected in accordance with the official alignment and official/existing finished road levels as set out on site by MEPA's Land Surveyor. The Setting Out Request Notice must be submitted to the Land Survey Unit of MEPA when the setting out of the alignment and levels is required.
- e) Where an officially schemed street, within the development zone, bordering the site is unopened or unformed, it shall be opened up and brought up to its proper, approved and

official formation levels prior to the commencement of any development hereby being permitted.

f) Before any part of the development hereby permitted commences, the enclosed green copy of this development permission shall be displayed on the site. This must be mounted on a notice board, suitably protected from the weather and located not more than 2 metres above ground level at a point on the site boundary where it is clearly visible and can be easily read from the street. The copy of the permission must be maintained in a good condition and it shall remain displayed on the site until the works are complete.

g) The enclosed Commencement Notice shall be returned to MEPA so that it is received at least five days prior to the commencement of any works hereby permitted.

h) Where applicable, the development hereby permitted shall be carried out in accordance with the provisions of the Environmental Management Construction Site Regulations, Legal Notice 295 of 2007 (or subsequent amendments). Any hoarding shall be erected in accordance with Schedule 2 of the same Regulations.

i) A water cistern with a volume in cubic metres of 60% of the total roof area (in square metres) of the building(s) shall be constructed to store rain water run-off from the built up area of the development. This cistern shall be completed and available for use prior to the development hereby being first brought into use.

j) Where applicable, the ramp leading down to the underlying basement/garages for private car parking shall at no point be steeper than 1:5 from the back edge of the pavement. If there are more than 5 public car parking spaces or garages, the ramp shall not be steeper than 1:8 (or 1:10 if helical). The ramp shall always be so formed that it does not encroach onto the pavement.

k) Where applicable, an area of a depth of 4 metres from the pavement, with a gradient not steeper than 1:10, shall be provided within the site for vehicles to wait at pavement level before entering the street.

l) The height of the development shall not exceed the permitted number of floors and the height in metres as indicated on the approved drawings.

m) No steps, ramps or street furniture are to be constructed on or encroached onto the public pavement or road.

n) Any doors and windows, the lower edge of which is less than 2m above road level, and any gates shall not open outwards onto a public pavement or road.

o) Where present, window grilles (including 'pregnant' windows), sills, planters and other similar elements which are part of or fixed to the facade of buildings, the lower edge of which is less than 2 metres above road level, shall not project more than 0.15 metres from the facade over a public pavement or street.

p) Air conditioning units shall not be located on the facades of the building which are visible from a public space/street.

q) There shall be no service pipes, cables or wires visible on the front elevation or on any other elevations of the building which are visible from the street or public space.

The execution and validity of this permission is **suspended** and no works as approved by the said development permission may commence before the lapse of the time period established in Article 41(2) of the Act. It shall remain so suspended until the Environment and Planning Review Tribunal appoints its first hearing in terms of Article 41(4) if, together with an appeal lodged against such permit, a request for a suspension of permit is also requested in terms of Article 41(3).

Where the approved drawings and/or documents are dimensioned, then the declared dimensions shall prevail over the actual size as depicted on the approved drawings and/or documents.

Developers are advised to check the invert level to the sewer main with the Water Services Corporation as they would have to make their own arrangements where a gravity service connection is not possible. In these cases, the architect has to indicate the solutions envisaged and to indicate on the plan what needs to be carried out and obtain approval from WSC. Developers are further reminded that connection of storm water into main sewers is not allowed.

If the declaration of ownership, as contained in the application form, is determined as incorrect by a Court of Law, then the said Court of Law can declare this development permission as null and void. This development permission does not remove or replace the need to obtain the consent of the land/building owner to this development before it is carried out. Furthermore, it does not imply that consent will necessarily be forthcoming nor does it bind the land/building owner to agree to this development. Where the land/building is owned or administered by the Government of Malta a specific clearance and agreement must be obtained for this development from the Land and/or Estate Management Departments.

This development permission is granted saving third party rights. This permission does not exonerate the applicant from obtaining any other necessary permission, license, clearance or approval required from any Government department, local council, agency or authority (including MEPA), as required by any law or regulation.

This development permit does not authorise any storage of substances listed in Occupational Health and Safety Authority Act (Cap. 424) - Control of Major Accident Hazards Regulations, 2003, as amended, in quantities that would render this site an establishment within scope of these regulations. The storage and handling of said substances may require a new or amended development permission in line with current policies and regulations.

For any non-residential uses hereby being approved, prior to commencement of any works on site or any eventual permitted change of use, the applicant shall be required to contact the Environment Protection Directorate (within MEPA) to obtain any necessary operational permit or registration. This requirement does not apply to Class 4, 5, 7 and 8 uses as listed in the Development Planning (Use Classes) Order (1994), or its subsequent amendments.

**This decision is being published on 19 April 2014.**

  
Joseph Borg  
Board Secretary  
MEPA

[PADCNCopy]

PA/05538/07

Print Date: 14/04/2014



## **Notes to Applicant and Perit**

### **Right for reconsideration**

Where applicable, you have a right to submit a request for reconsideration to the Authority in terms of regulation 10 of Legal Notice 514 of 2010.

### **Right for appeal**

You have a right to submit an appeal, against the decision, to the Environment and Planning Review Tribunal in terms of article 41 and the Second Schedule of the Environment and Development Planning Act, 2010.

### **Time limits**

Requests for reconsideration or appeals must be made within 30 days from the publication of the decision notification in the local press as required by regulation 6(6) of Legal Notice 514 of 2010.

### **Fees to submit a request for reconsideration or appeal**

In either case, there is a fee to be paid which should accompany the request for reconsideration or the appeal. The fees are as follows:

For reconsideration - 3% of the Development Permit Fee paid in respect of the original application, subject to a minimum of €69.88.

For appeal - 5% of the Development Permit Fee paid in respect of the original application, subject to a minimum of €186.35.

### **Submission of request for reconsideration or appeal**

With regards to requests for reconsideration, Form MEPA 6/10 must be used for submission. All fields of the Form must be filled in as appropriate. Requests for reconsideration can only be submitted electronically.

With regards to appeals, as required by the Second Schedule of the Act, the submission must include the detailed grounds for appeal and the requests being made by the appellant. Appeals must be submitted physically at the offices of the Environment and Planning Review Tribunal, St. Francis Ditch, Floriana.

### **Submission of an appeal — General Services Board**

If this application has been refused on sanitary issues, an appeal to the General Services Board may be submitted within one month from publication of Decision Notification on the press.

Mr Disma Attard  
obo DD Attard Ltd  
Sqaq il-Fdal tal-Hadid  
Luqa LQA 1764

Date: 23 December 2015  
Our Ref: PA/01876/15

Application Number: PA/01876/15  
Application Type: Full development permission  
Date Received: 9 September 2014  
Approved Documents: PA 1876/15/52A/21C/21D/21E/24A; and supporting documents:  
Fire Safety and Ventilation Report: PA 1876/15/27A;  
Environmental Health Directorate: PA 1876/15/67A;  
Civil Protection Department: PA 1876/15/68;  
SCH conditions: PA 1876/15/72A.

Location: Site at Don Kotra, Sqaq Fdal Il- Hadid, Luqa, Malta  
Proposal: Amendments to approved PA 5538/07 to include composter shed and equipment.

**Environment and Development Planning Act, 2010**  
**Full Development Permission**

The Malta Environment & Planning Authority hereby grants development permission in accordance with the application and documents described above, subject to the following conditions:

- 1 Any conditions or part of conditions imposed in the previous permit PA 5538/07, which are not being superseded by any condition in this development permission shall remain valid.
- 2
  - a. Prior to the issue of the development permit applicant to submit a hard copy of the application for a variation of the Environmental Permit WM 0006/09/I to EPD satisfaction.
  - b. All operations concerning the management of waste are subject to the legal provisions of Legal Notice 184 of 2011 [Waste Regulations of 2011] and Legal Notice 106 of 2007 [Waste Management (Activity Registration) Regulations, 2007].
  - c. All wastes generated during construction and demolition shall be separated according to the different waste streams as per EWC codes and disposed of in sites permitted by MEPA to accept such waste.
  - d. Inert waste material resulting from excavations or from demolition may be reused as fill material on site or shall be deposited at facilities permitted by MEPA and in accordance with the legal provisions of Legal Notice 184 of 2011 [Waste Regulations of 2011] and Legal Notice 106 of 2007 [Waste Management (Activity Registration) Regulations, 2007].

e. Any soil on the site shall not be built over but shall be collected for reuse. A permit from the Director of Agriculture is required to remove the soil from the site and to transport it to a different location. This condition does not exonerate the applicant, contractor or any other relevant party from complying with all permitting requirements as may be applicable for deposition of the removed soil onto other land. Soil and material removed from the site shall not be deposited on any open or undeveloped land outside officially approved development zones, nor used for land reclamation, unless with prior approval in writing by the Environment Protection Directorate.

f. Prior to the commencement of operations, applicant is to submit an application for EOWC (end of waste criteria) with the Environment Protection Directorate. Following the EOW criteria tests must be carried out as stipulated in the same EOWC in order to determine whether the stipulated standards have been met or not.

g. Within 6 months from the issue of the permit, the Veterinary Department is to be consulted since ABPR (Animal by Product Regulations) fall under its remit.

h. Should the applicant be placing packaging material on the Maltese market for the first time, then the applicant would need to comply with the provisions of the Waste Management (Packaging and Packaging Waste) Regulations.

- 3
- a) This development permission is valid for a period of FIVE YEARS from the date of publication of the decision in the press but will cease to be valid if the development is not completed by the end of this validity period.
  - b) This permission relates only to the development as specifically indicated on the approved drawings. This permission does not sanction any other illegal development that may exist on the site.
  - c) Copies of all approved drawings and documents shall be available for inspection on site by MEPA staff at all reasonable times. All works shall be carried out strictly in accordance with the approved drawings, documents and conditions of this permission. Where a matter is not specified, then the conditions of this permission and of Development Control Policy and Design Guidance shall take precedence and shall modify the drawings and documents accordingly.
  - d) Where applicable, all building works shall be erected in accordance with the official alignment and official/existing finished road levels as set out on site by MEPA's Land Surveyor. The Setting Out Request Notice must be submitted to the Land Survey Unit of MEPA when the setting out of the alignment and levels is required.
  - e) Where an officially schemed street, within the development zone, bordering the site is unopened or unformed, it shall be opened up and brought up to its proper, approved and official formation levels prior to the commencement of any development hereby being permitted.
  - f) Before any part of the development hereby permitted commences, the enclosed green copy of this development permission shall be displayed on the site. This must be mounted on a notice board, suitably protected from the weather and located not more than 2 metres above ground level at a point on the site boundary where it is clearly visible and can be easily read from the street. The copy of the permission must be maintained in a good condition and it shall remain displayed on the site until the works are complete.

g) A Commencement Notice is to be submitted to MEPA at least FIVE DAYS prior to the date of commencement of the development hereby approved. Failure to serve the Commencement Notice or to serve it within the required timeframe shall result in the imposition of fines according to Schedule D of Legal Notice 277 of 2012, or its amendments, or its replacements.

h) Where applicable, the development hereby permitted shall be carried out in accordance with the provisions of the Environmental Management Construction Site Regulations, Legal Notice 295 of 2007 (or subsequent amendments). Any hoarding shall be erected in accordance with Schedule 2 of the same Regulations.

i) Where applicable, all new developments shall be provided with a water cistern to store rainwater run-off as required by the Energy Performance of Buildings Regulations (2012) [published through Legal Notice 376 of 2012 and any amendments thereto].

j) All new developments shall conform to the Technical Guidance: Conservation of Fuel, Energy and Natural Resources - Document F [published through Government Notice 1002 of 2006 and any amendments thereto which are prevailing at the time of construction of the development].

k) Where applicable, the ramp leading down to the underlying basement/garages for private car parking shall at no point be steeper than 1:5 from the back edge of the pavement. If there are more than 5 public car parking spaces or garages, the ramp shall not be steeper than 1:8 (or 1:10 if helical). The ramp shall always be so formed that it does not encroach onto the pavement.

l) Where applicable, an area of a depth of 4 metres from the pavement, with a gradient not steeper than 1:10, shall be provided within the site for vehicles to wait at pavement level before entering the street.

m) Where applicable, any garages/parking spaces shall only be used for the parking of private cars and they shall be kept available at all times for this purpose.

n) Where applicable, any approved stores shall be used for domestic storage only and shall be physically and internally linked to the overlying dwellings.

o) The height of the development shall not exceed the permitted number of floors and the height in metres as indicated on the approved drawings.

p) No steps, ramps or street furniture are to be constructed on or encroached onto the public pavement or road.

q) Any doors and windows, the lower edge of which is less than 2m above road level, and any gates shall not open outwards onto a public pavement or road.

r) Where applicable, the garage door opening(s) at ground floor level, overlooking the public street, shall be fitted with a solid aperture within the thickness of the external wall along the building alignment. This aperture shall be of the same colour of the other apertures on the elevation, unless otherwise indicated on the approved drawings. This aperture shall be fitted prior to the issue of any Compliance Certificate (partial or full) on the whole or any part of the development hereby approved. No gates are permitted on this opening.

s) Where present, window grilles (including 'pregnant' windows), sills, planters and other

similar elements which are part of or fixed to the facade of buildings, the lower edge of which is less than 2 metres above road level, shall not project more than 0.15 metres from the facade over a public pavement or street.

t) Air conditioning units shall not be located on the facades of the building which are visible from a public space/street.

u) There shall be no service pipes, cables or wires visible on the front elevation or on any other elevations of the building which are visible from the street or public space.

4 a) The structures covered by this development permission shall only be used for their approved purpose. This development permission does not imply that any buildings or structures hereby being permitted may eventually be allowed to be put to any other use. In the case that the structures are not used for a period of three consecutive years within thirty years from the date of issue of this permit, and/or is not used for its permitted purpose, these shall be demolished at the expense of the owner and the site is reverted back to the original state as decided by MEPA, within a specific time period as stipulated by the Authority.

b) The whole exterior of buildings, including all roof structures and all elevations, shall be constructed/retained in local recycled stone, except where other materials, finishes or colours are specified on the approved drawings or documents. Where in local stone, the stone shall remain unrendered and unpainted, and it shall be allowed to weather naturally. Exteriors indicated to be rendered/finished other than in local stone, are to be painted in local stone colour, unless other colours are indicated on the approved drawings.

c) Except where otherwise specified on the approved drawings, all external apertures, closed balconies and gates shall be constructed in timber. Open balcony railings and all other metalwork shall be in wrought iron. No apertures or railings shall be constructed of gold, silver or bronze aluminium.

d) Where applicable, any balconies shall be located so that their side outer face is at least 0.75 metres away from the outer face of the party wall nearest to the balconies. The balconies shall not project more than 0.75 metres from the facade of the building. Any closed balconies shall not project more than 0.6 metres from the facade of the building.

e) No services are to be located on the roof of the building, unless such services are specifically indicated on the approved drawings. Where approved, all services are to be clustered together and surrounded by a 1.5 metres high solid unrendered masonry wall. The services shall not exceed the height of this screen which shall be setback at least 2 metres from all the edges of the level on which the services are located.

f) Existing random rubble walls shall be retained and maintained in accordance with the Rubble Walls and Rural Structures (Conservation and Maintenance) Regulations (Legal Notice 160/97 as amended by Legal Notice 169/04). Unless specified otherwise, this development permission does not entail the demolition and/or carrying out of significant alterations of any random rubble boundary walls or any non-habitable rural structures.

g) In case alterations to existing random rubble walls are being approved, these shall be carried out in a traditional manner (loose, unhewn random rubble stones which stand by gravity and friction without the use of mortar). Unless specified on the approved drawings, the height of any boundary wall shall not exceed 1.2 metres along its whole length, provided that where there is a difference between the levels on either side of the

wall, the overall height of the wall shall not exceed 2.4 metres from the lower level and 1.2 metres from the higher level, at any point along its length.

h) New boundary walls are to be constructed in random-sized irregularly shaped rough dressed stones using the same traditional construction methodology of rubble walling. Unless specified on the approved drawings, the height of any new boundary wall shall not exceed 0.6 metres along its whole length from the existing site levels.

i) Where applicable, landscaping of the site shall be implemented in its entirety within the first planting season following completion of the development hereby approved, in accordance with the details submitted with the application unless the prior approval in writing of MEPA has been obtained to depart from these details. No compliance certificate (partial or full) shall be issued on part, or the whole, of the development hereby approved prior to the implementation of the landscaping scheme in its entirety.

j) Concrete flooring, paving and other hard surfacing shall be limited to the areas where such flooring, paving or surfacing is clearly shown on the approved drawings. All other unbuilt areas are to be left unsurfaced and covered in soil (unless otherwise specified in the approved drawings or in any other condition of the permission).

k) The development must not involve or require any new access routes (and/or modification of existing access routes) beyond the land area approved for development.

l) Where trenching is required, works covered by this permission shall be restricted to trenching (and cable laying) within the confines of the existing road carriageways as indicated on the approved drawings. The applicant shall also be responsible for ensuring that:

(i) operations do not cause or entail damage to any trees (including their roots), buildings, bridges, rubble walls (hitan tas-sejjeigh), or exposed rock, or to any land, property, habitats or features beyond such road carriageways;

(ii) all material, structures, vehicles and machinery used for, or generated by, the works are entirely confined to the land area occupied by the existing road carriageways, and no overflows or trampling beyond such land area are allowed to occur;

(iii) all the land surface affected by trenching operations is immediately reinstated to its pristine condition once the works have been completed;

(iv) no overhead wiring is installed; and

(v) in the case of trenching for electricity cables, the development shall also include the removal of all existing overhead wiring and ancillary poles/masts throughout the site.

m) The development is not to be a source of light pollution, especially at night. To this effect:

(i) lighting should be strictly limited to within the developed part of the site;

(ii) the development hereby being permitted should not be considered as a justification for the lighting of the access roads, tracks and paths leading to the site or other lighting beyond the site boundary;

(iii) the lighting has to be from any peripheral landscaping inward, so as to be screened as much as possible by the landscaping itself; and

(iv) all exterior lighting installed on site is to be of the downward-pointing, full cut-off type. No luminaire globes or uplighters are accepted.

- 5 a) The approved premises shall be used as indicated on the approved drawings or as limited by any condition of this permission. If a change of use is permitted through the Development Planning (Use Classes) Order, 2014 (or its subsequent amendments), and it

is not restricted by a condition of this permission, approval from the National Commission for Persons with Disability may still be required. Reference needs to be made to MEPA Circular 3/10 (with the exception of Appendix A), MEPA Circular 2/14 and their subsequent amendments.

b) Where provided, loading and unloading shall take place solely within the premises, and not from/on the public pavement or street.

c) Unless shown on the approved drawings, no approval is hereby granted for the display of any sign or advertisement. These must form the subject of a separate application for advertisement consent.

d) No activity is to take place outside the premises, unless clearly indicated on the approved drawings, and no crates or other items are to be stored outside. The placing/installation of any structures or facilities in front of the premises, unless indicated on the approved drawings, must be the subject of a separate clearance/permission from MEPA.

- 6 The development hereby permitted shall be subject to Final Compliance (Completion) Certification, verifying that the development has been carried out in full accordance with the approved drawings, documents and conditions imposed in this development permission. Prior to the issuing of the Final Compliance Certificate for this development, the applicant shall submit to MEPA:

(i) certification from a qualified engineer confirming that the development fully satisfies the requirements specified in report PA 1876/15/27A;

(ii) certification from a qualified engineer confirming that the flood-lighting is in line with the requirements of condition number 3 of this development permission.

- 7 The conditions imposed and enforced by the Superintendence of Cultural Heritage are at document PA 1876/15/72A. The architect/applicant is required to contact the Superintendence of Cultural Heritage, throughout all the construction phases of the development hereby approved, to ensure that the development is carried out in conformity with the conditions imposed by the Superintendence of Cultural Heritage.

- 8 The conditions imposed and enforced by the Civil Protection Department are at document PA 1876/15/68. The architect/applicant is required to contact the Department, throughout all the construction phases of the development hereby approved, to ensure that the development is carried out in conformity with the conditions imposed by the Civil Protection Department.

- 10 The conditions imposed and enforced by the Environmental Health Directorate are at document PA 1876/15/67A. The architect/applicant is required to contact the Environmental Health Directorate, throughout all the construction phases of the development hereby approved, to ensure that the development is carried out in conformity with the conditions imposed by the Environmental Health Directorate.



development permission may commence before the lapse of the time period established in Article 41(2) of the Act. It shall remain so suspended until the Environment and Planning Review Tribunal appoints its first hearing in terms of Article 41(4) if, together with an appeal lodged against such permit, a request for a suspension of permit is also requested in terms of Article 41(3).

Where the approved drawings and/or documents are dimensioned, then the declared dimensions shall prevail over the actual size as depicted on the approved drawings and/or documents.

Developers are advised to check the invert level to the sewer main with the Water Services Corporation as they would have to make their own arrangements where a gravity service connection is not possible. In these cases, the architect has to indicate the solutions envisaged and to indicate on the plan what needs to be carried out and obtain approval from WSC. Developers are further reminded that connection of storm water into main sewers is not allowed.

If the declaration of ownership, as contained in the application form, is determined as incorrect by a Court of Law, then the said Court of Law can declare this development permission as null and void. This development permission does not remove or replace the need to obtain the consent of the land/building owner to this development before it is carried out. Furthermore, it does not imply that consent will necessarily be forthcoming nor does it bind the land/building owner to agree to this development. Where the land/building is owned or administered by the Government of Malta a specific clearance and agreement must be obtained for this development from the Land and/or Estate Management Departments.

This development permission is granted saving third party rights. This permission does not exonerate the applicant from obtaining any other necessary permission, license, clearance or approval required from any Government department, local council, agency or authority (including MEPA), as required by any law or regulation.

This development permit does not authorise any storage of substances listed in Occupational Health and Safety Authority Act (Cap. 424) - Control of Major Accident Hazards Regulations, 2003, as amended, in quantities that would render this site an establishment within scope of these regulations. The storage and handling of said substances may require a new or amended development permission in line with current policies and regulations.

For any non-residential uses hereby being approved, prior to commencement of any works on site or any eventual permitted change of use, the applicant shall be required to contact the Environment Protection Directorate (within MEPA) to obtain any necessary operational permit or registration. This requirement does not apply to Class 2B, 2C, 4A and 4B uses as listed in the Development Planning (Use Classes) Order 2014, or its subsequent amendments.

**This decision is being published on 30 December 2015.**

Joseph Borg  
Board Secretary  
MEPA

## **Notes to Applicant and Perit**

### **Right for reconsideration**

Where applicable, you have a right to submit a request for reconsideration to the Authority in terms of regulation 10 of Legal Notice 514 of 2010.

### **Right for appeal**

You have a right to submit an appeal, against the decision, to the Environment and Planning Review Tribunal in terms of article 41 and the Second Schedule of the Environment and Development Planning Act, 2010.

### **Time limits**

Requests for reconsideration or appeals must be made within 30 days from the publication of the decision notification in the local press as required by regulation 6(6) of Legal Notice 514 of 2010.

### **Fees to submit a request for reconsideration or appeal**

In either case, there is a fee to be paid which should accompany the request for reconsideration or the appeal. The fees are as follows:

For reconsideration - 3% of the Development Permit Fee paid in respect of the original application, subject to a minimum of €69.88.

For appeal - 5% of the Development Permit Fee paid in respect of the original application, subject to a minimum of €186.35.

### **Submission of request for reconsideration or appeal**

With regards to requests for reconsideration, Form MEPA 6/10 must be used for submission. All fields of the Form must be filled in as appropriate. Requests for reconsideration can only be submitted electronically.

With regards to appeals, as required by the Second Schedule of the Act, the submission must include the detailed grounds for appeal and the requests being made by the appellant. Appeals must be submitted physically at the offices of the Environment and Planning Review Tribunal, St. Francis Ditch, Floriana.

### **Submission of an appeal — General Services Board**

If this application has been refused on sanitary issues, an appeal to the General Services Board may be submitted within one month from publication of Decision Notification on the press.

Perit Joseph Bugeja  
Maple Leaf  
Handaq Road  
Handaq Industrial Estate  
Qormi QRM 4000

-PADCN-

Mr. Disma Attard Obo Dde Attard Ltd.

Date: 14 November 2018  
Our Ref: PA/04172/16

Application Number: PA/04172/16  
Application Type: Full development permission  
Date Received: 15 April 2016  
Approved Documents: PA 4172/16/87B/41H/41J/41K/41N/87C/87G/87H/92B/92C/92D/93A  
*Supporting Documents*  
Environment and Resources Authority : PA4172/16/50A  
Superintendence of Cultural Heritage : PA 4172/16/76A/76B  
Engineer's Reports : PA 4172/16/81A//92E  
Transport Malta : PA 4172/16/92J

Location: Site at Don Kotra, Sqaq Fdal Il- Hadid, Luqa, Malta  
Proposal: Proposed amendments from approved permits PA 5538/07 & PA 1876/15; to amend site boundary, site area to remain as approved; proposed erection of e.l.v. shed, additional access from private road, demolition of part of existing building and reconfiguration of site internal layout as indicated on drawings.

### **Development Planning Act, 2016 Full Development Permission**

The Planning Authority hereby grants development permission in accordance with the application and documents described above, subject to the following conditions:

- 1 Any conditions or part of conditions imposed in previous permits PA 5538/07 and PA 1876/15, which are not being superseded by any condition in this development permission, shall remain valid.
- 2 The bank guarantee to the value of Euro 3,000 imposed in condition 1 of permit PA 05538/07 shall be extended to cover this development permission. The bank guarantee shall cover any failure to implement the landscaping scheme or to maintain the landscaping to the satisfaction of the Planning Authority. This bank guarantee shall be managed as follows:
  - i) the bank guarantee shall be reduced by €500 (Five Hundred Euro) to a balance of €2,500 (Two Thousand Five Hundred Euro) on planting of the whole landscaping scheme and effective irrigation. Planting shall be carried out within the first planting season following completion of the development hereby approved, failing which the

PA/04172/16

Print Date: 10/12/2018

bank guarantee shall be forfeited.

- ii) the bank guarantee shall be reduced by a further €1000 (One Thousand Euro) to a balance of €1,500 (One Thousand Five Hundred Euro) after two years of planting and subject to effective maintenance of landscaping. Any trees that die or become severely diseased shall be replaced with the equivalent or greater number of trees of the same species and age as soon as planting is possible.
- iii) the remaining balance of €1,500 (One Thousand Five Hundred Euro) will expire after five years from planting, subject to maintenance of landscaping. Any trees that die or become severely diseased shall be replaced with the equivalent or greater number of trees of the same species and age as soon as planting is possible.

In the event that the applicant fails to implement the scheme within the stipulated time limit, or fails to properly maintain the landscaping, the outstanding bank guarantee shall be immediately forfeited. Its forfeiture would not, however, preclude the Authority from taking any action to ensure that the conditions of this permission are adhered to and the approved drawings/documents are complied with.

- 3 Landscaping of the site shall be implemented in its entirety within the first planting season following completion of the development hereby approved, in accordance with the approved plans, unless the prior Planning Authority approval in writing has been obtained to depart from these details.

No compliance certificate (partial or full) shall be issued on part, or the whole, of the development hereby approved prior to the implementation of the landscaping scheme in its entirety.

- 4 The development hereby permitted shall be subject to Final Compliance (Completion) Certification, verifying that the development has been carried out in full accordance with the approved drawings, documents and conditions imposed in this development permission, except where such conditions are enforced by other entities. Prior to the issue of any compliance certificate on any part of this development, the applicant shall submit to Planning Authority, in relation to that part of the building:

(i) Certification from a qualified engineer confirming that the development fully satisfies the requirements specified in supporting document PA 04172/16/81A/92E.

(ii) Certification from a qualified engineer confirming that the external lighting is in line with the requirements of approved drawing PA 04172/16/92C and supporting document PA 04172/16/92E.

- 5 The conditions imposed and enforced by the Environment and Resources Authority (ERA) are at supporting document PA 4172/16/50A. The architect/applicant is required to contact the Environment and Resources Authority, throughout the implementation of the development hereby approved, to ensure conformity with the imposed conditions. A copy of the relative correspondence issued by the Environment and Resources Authority shall be submitted to the Planning Authority accordingly.

- 6 The conditions imposed and enforced by the Superintendence of Cultural Heritage are at supporting document PA 4172/16/76A/76B. The architect/applicant is required to contact the Superintendence of Cultural Heritage, throughout the implementation of the development hereby approved, to ensure conformity with the imposed conditions. A copy of the relative correspondence issued by the Superintendence of Cultural Heritage shall be submitted to the Planning Authority accordingly.
- 7 The conditions imposed and enforced by Transport Malta are at supporting document PA 4172/16/92J. The architect/applicant is required to contact Transport Malta, throughout the implementation of the development hereby approved, to ensure conformity with the imposed conditions. A copy of the relative correspondence issued by Transport Malta shall be submitted to the Planning Authority accordingly.
- 8
  - a) Unless located within an official category settlement, if the approved structures are not used for a period of three consecutive years within thirty years from the date of issue of this permit, and/or are not used for the permitted purpose, these shall be demolished at the expense of the owner and the site shall be reverted back to the original state within a specific time period as decided by Planning Authority.
  - b) The whole exterior of buildings, including all roof structures and all elevations, shall be constructed/ retained in local recycled stone, except where other materials, finishes or colours are specified on the approved drawings or documents. Where in local stone, the stone shall remain unrendered and unpainted, and allowed to weather naturally. Exteriors indicated to be rendered/finished other than in local stone, are to be painted in local stone colour, unless other colours are indicated on the approved drawings.
  - c) Except where otherwise specified on the approved drawings, all external apertures, closed balconies and gates shall be constructed in timber or timber-like finish. Open balcony railings and all other metalwork shall be in wrought iron. No apertures or railings shall be constructed of gold, silver or bronze aluminium.
  - d) No services are to be located on the roof of the building.
  - e) Existing random rubble walls shall be retained and maintained in accordance with the Rubble Walls and Rural Structures (Conservation and Maintenance) Regulations (Legal Notice 160/97 as amended by Legal Notice 169/04).
  - f) In case alterations to existing random rubble walls are being approved, these shall be carried out in a traditional manner (loose, unhewn random rubble stones which stand by gravity and friction without the use of mortar). Unless specified on the approved drawings, the height of any boundary wall shall not exceed 1.2 metres along its whole length, provided that where there is a difference between the levels on either side of the wall, the overall height of the wall shall not exceed 2.4 metres from the lower level and 1.2 metres from the higher level, at any point along its length.
  - g) New boundary walls are to be constructed in random-sized irregularly shaped rough dressed stones using the same traditional construction methodology of rubble walling. Unless specified on the approved drawings, the height of any new boundary wall shall not

exceed 0.6 metres along its whole length from the existing site levels.

h) The development does not grant consent for any new access routes (and/or modification of existing access routes) beyond the land area approved for development.

i) Where trenching is required, works covered by this permission shall be restricted to trenching (and cable laying) within the confines of the existing road carriageways as indicated on the approved drawings. The applicant shall also be responsible for ensuring that:

- (i) operations do not cause or entail damage to any trees (including their roots), buildings, bridges, rubble walls (hitan tas-sejjieh), or exposed rock, or to any land, property, habitats or features beyond such road carriageways;
- (ii) all material, structures, vehicles and machinery used for, or generated by, the works are entirely confined to the land area occupied by the existing road carriageways, and no overspills or trampling beyond such land area are allowed to occur;
- (iii) all the land surface affected by trenching operations is immediately reinstated to its pristine condition once the works have been completed;
- (iv) no overhead wiring is installed; and
- (v) in the case of trenching for electricity cables, the development shall also include the removal of all existing overhead wiring and ancillary poles/masts throughout the site.

j) The development is not to be a source of light pollution, especially at night. To this effect:

- (i) lighting should be strictly limited to within the developed part of the site;
- (ii) the development hereby being permitted should not be considered as a justification for the lighting of the access roads, tracks and paths leading to the site or other lighting beyond the site boundary;
- (iii) the lighting has to be from any peripheral landscaping inward, so as to be screened as much as possible by the landscaping itself; and
- (iv) all exterior lighting installed on site is to be of the downward-pointing, full cut-off type. No luminaire globes or uplighters are accepted.

k) This permission does not grant consent for the erection of distribution poles and overhead lines. No new distribution poles or overhanging electricity cables are to be erected to supply electricity to the building hereby approved. The electrical connection of the building hereby approved to the nearest electricity source shall be provided through adequate underground ducts, installed at the applicant's expense, to the satisfaction of Planning Authority. This applies to other services to be installed that would require the erection of poles or other supports. Unless indicated on the approved drawings of this permission, a separate application/notification needs to be submitted to obtain the necessary approval.



- 9 Loading and unloading shall take place solely within the premises, and not from/on the public pavement or street.
- 10
- a) This development permission is valid for a period of FIVE YEARS from the date of publication of the decision in the press but will cease to be valid if the development is not completed by the end of this validity period.
  - b) This permission relates only to the development as specifically indicated on the approved drawings. This permission does not sanction any other illegal development that may exist on the site.
  - c) Copies of all approved drawings and documents shall be available for inspection on site by Planning Authority officers at all reasonable times.
  - d) The development shall be carried out in complete accordance with the approved drawings, documents and conditions of this permission. Where a matter is not specified, then the conditions of this permission and of Development Control Design Policy, Guidance and Standards 2015 shall apply.
  - e) Before any part of the development hereby permitted commences, the enclosed green copy of this development permission shall be displayed on the site. This must be mounted on a notice board, suitably protected from the weather and located not more than 2 metres above ground level at a point on the site boundary where it is clearly visible and can be easily read from the street. The copy of the permission must be maintained in a good condition and it shall remain displayed on the site until the works are completed.
  - f) A Commencement Notice is to be submitted to the Planning Authority, by the permit holder on behalf of the applicant, at least FIVE DAYS prior to the date of commencement of works or utilisation of the permission. Failure to submit the Commencement Notice (with all fields correctly completed) or failure to submit it within the required timeframe shall invalidate the Notice and shall result in the imposition of fines according to Schedule D of Legal Notice 277 of 2012, or its amendments, or its replacements. In addition, **if the applicant fails to submit the Commencement Notice or the Commencement Notice submitted is invalid, the relative permission shall be considered as never having been utilised - Article 72(4) of the Development Planning Act (2016).**
  - g) All building works shall be erected in accordance with the official alignment and official/existing finished road levels as set out on site by the Planning Authority's Land Surveyor. The Setting Out Request Notice must be submitted to the Land Survey Unit of the Planning Authority when the setting out of the alignment and levels is required.
  - h) Where an officially schemed street, within the development zone, bordering the site is unopened or unformed, it shall be opened up and brought up to its proper, approved and official formation levels prior to the commencement of any development hereby being permitted.
  - i) It is the responsibility of the permit holder to ensure that development is carried out in accordance with the provisions of the Environmental Management Construction Site Regulations, Legal Notice 295 of 2007 (or subsequent amendments). Any hoarding shall be erected in accordance with Schedule 2 of the same Regulations.
  - j) New development on vacant or redeveloped sites shall be provided with a water cistern

to store rainwater run-off as required by the Energy Performance of Buildings Regulations (2012) [published through Legal Notice 376 of 2012 and any amendments thereto].

k) No steps, ramps or street furniture are to be constructed on or encroached onto the public pavement or road.

l) Any doors and windows, the lower edge of which is less than 2m above road level, and any gates shall not open outwards onto a public pavement or road.

m) Where present, window grilles (including 'pregnant' windows), sills, planters and other similar elements which are part of or fixed to the facade of buildings, the lower edge of which is less than 2 metres above road level, shall not project more than 0.15 metres from the facade over a public pavement or street.

n) Air conditioning units shall not be located on the facades of the building which are visible from the street or a public space.

o) There shall be no service pipes, cables or wires visible on the front elevation or on any other elevations of the building which are visible from the street or public space.

11

**Conditions imposed and enforced by other entities**

A. Where construction activity is involved:

(a) the applicant shall:

(i) **Appoint a Project Supervisor for the Design Stage and a Project Supervisor for the Construction Stage** and any such appointment shall be terminated, changed or renewed as necessary. The same person may be appointed to act as project supervisor for both the design and construction stage, if that person is competent to undertake the duties involved and

(ii) **Keep a health and safety file** prepared by the Project Supervisor for the Design Stage.

(b) When the construction works related to this application are scheduled to last longer than thirty working days and on which more than twenty workers are occupied simultaneously, or on which the volume of work is scheduled to exceed five hundred person-days, the project supervisor **shall communicate a prior notice to the Occupational Health and Safety Authority (OHSA) at least four calendar weeks before commencement of works.**

(c) The Project Supervisor for the Design Stage shall **draw up a health and safety plan** which sets out the occupational health and safety rules applicable to the construction activities concerned, outlining the measures to ensure cooperation between different contractors and shall also include specific measures concerning occupational risks that may be present at this site.

B. Where the development concerns a change of use to a place of work, the applicant shall obtain a Perit's declaration that the building conforms to the requirements of LN 44 of 2002.

C. Where the development concerns a place of work:

The applicant shall:

- (i) obtain a Perit's declaration that the necessary requirements arising out of LN 44 of 2002 have been included in the plans and drawings; and
- (ii) obtain a Perit's declaration that the building conforms to the requirements of LN 44 of 2002.

D. The development is to strictly adhere to the 'Design Guidelines on fire safety for buildings in Malta' to ensure that all Fire Safety measures and provisions are addressed as indicated in the Design Guidelines on Fire Safety for Buildings in Malta, published by the DCID in 2004, (or other relevant standard, provided it is approved by the Civil Protection Department), Policies, and the Laws and Regulations of Malta.

E. Prior to laying of water and wastewater services in the road, the development shall comply with the requirements of Legal Notice 29/10 Part III (Roads in inhabited Areas) Clause 12.

F. In the event of an accidental discovery in the course of approved works, any cultural heritage feature discovered should not be damaged or disturbed and the Superintendence is to be immediately informed of such discovery. Any cultural heritage features discovered are to be investigated, evaluated and protected in line with the Cultural Heritage Act 2002 (CAP 445). The discovery of cultural heritage features may require the amendment of approved plans.

In terms of Article 72(3) of the Development Planning Act, 2016, the execution and validity of this permission is automatically temporarily **suspended** and no works as approved by the said development permission may commence before the lapse of the time period established in Article 13 of the Environment and Planning Review Tribunal Act and subsequently will remain so suspended if the Tribunal so decides in accordance with the Environment and Planning Review Tribunal Act.

Where the approved drawings and/or documents are dimensioned, then the declared dimensions shall prevail over the actual size as depicted on the approved drawings and/or documents.

Developers are advised to check the invert level to the sewer main with the Water Services Corporation as they would have to make their own arrangements where a gravity service connection is not possible. In these cases, the architect has to indicate the solutions envisaged and to indicate on the plan what needs to be carried out and obtain approval from WSC. Developers are further reminded that connection of storm water into main sewers is not allowed.

If the declaration of ownership, as contained in the application form, is determined as incorrect by a Court of Law, then the said Court of Law can declare this development permission as null and void. This development permission does not remove or replace the need to obtain the consent of the land/building owner to this development before it is carried out. Furthermore, it does not imply that consent will necessarily be forthcoming nor does it bind the land/building owner to agree to this development. Where the land/building is owned or administered by the Government of Malta a specific clearance and agreement must be obtained for this development from the Land and/or Estate Management Departments.

This development permission is granted saving third party rights. This permission does not exonerate the applicant from obtaining any other necessary permission, license, clearance or approval required from any Government department, local council, agency or authority, as required by any law or regulation.

This development permit does not authorise any storage of substances listed in Occupational Health and Safety Authority Act (Cap. 424) - Control of Major Accident Hazards Regulations, 2003, as amended, in quantities that would render this site an establishment within scope of these regulations. The storage and handling of said substances may require a new or amended development permission in line with current policies and regulations.

For any non-residential uses hereby being approved, prior to commencement of any works on site or any eventual permitted change of use, the applicant shall be required to contact the Environment and Resources Authority to obtain any necessary operational permit or registration. This requirement does not apply to Class 2B, 2C, 4A and 4B uses as listed in the Development Planning (Use Classes) Order 2014, or its subsequent amendments.

**This decision is being published on 28 November 2018.**

Marthese Debono  
Secretary Planning Commission (Development Permissions)

## **Notes to Applicant and Perit**

### **Right for reconsideration**

Where applicable, you have a right to submit a request for reconsideration to the Authority in terms of regulation 14 of Legal Notice 162 of 2016.

### **Right for appeal**

You have a right to submit an appeal, against the decision, to the Environment and Planning Review Tribunal in terms of Article 13 of the Environment and Planning Review Tribunal Act, 2016.

### **Time limits**

Requests for reconsideration or appeals must be made within 30 days from the publication of the decision notification in the local press as required by regulation 14(1) of Legal Notice 162 of 2016.

### **Fees to submit a request for reconsideration or appeal**

In either case, there is a fee to be paid which should accompany the request for reconsideration or the appeal. The fees are as follows:

For reconsideration - 3% of the Development Permit Fee paid in respect of the original application, subject to a minimum of €69.88.

For appeal - 5% of DPF (Development Permit Fee) paid in respect of the original application, subject to a minimum of €150 + €50 administrative fee (LN 112 of 2016).

### **Submission of request for reconsideration or appeal**

With regards to requests for reconsideration, Form PA 4/16 must be used for submission. All fields of the Form must be filled in as appropriate. Requests for reconsideration can only be submitted electronically.

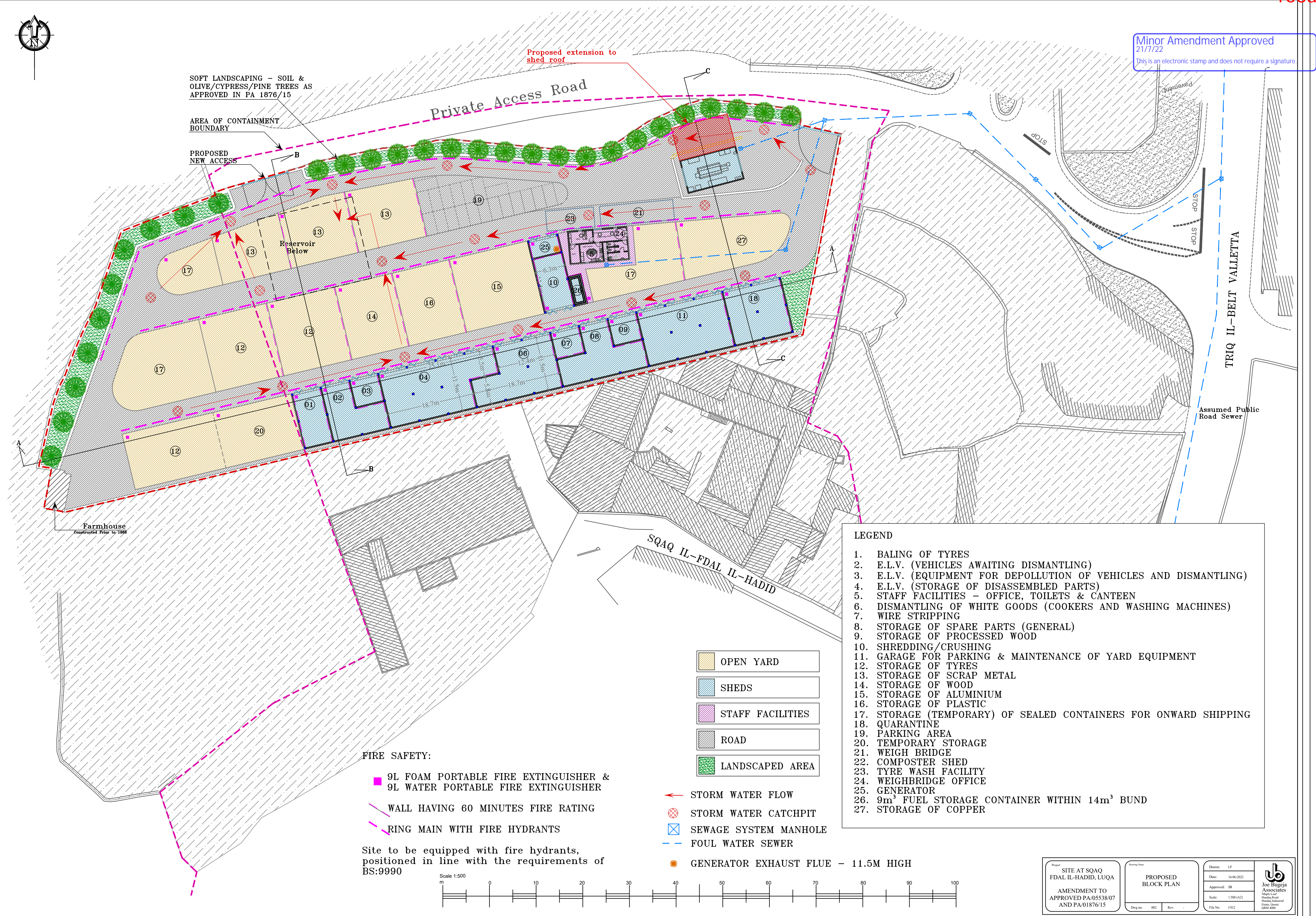
With regards to appeals, as required by Article 13 of the Environment and Planning Review Tribunal Act, 2016, the submission must include the detailed grounds for appeal and the requests being made by the appellant. Appeals must be submitted physically at the offices of the Environment and Planning Review Tribunal, St. Francis Ditch, Floriana.

## **Important Notice**

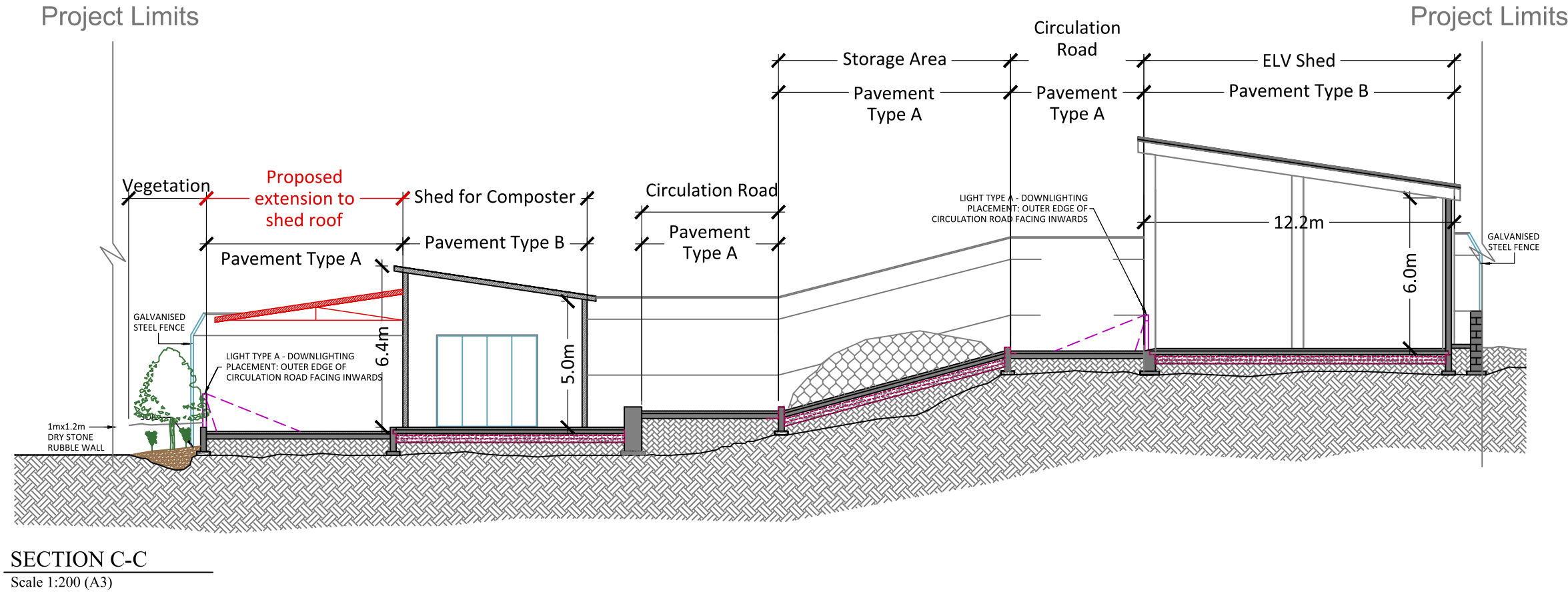
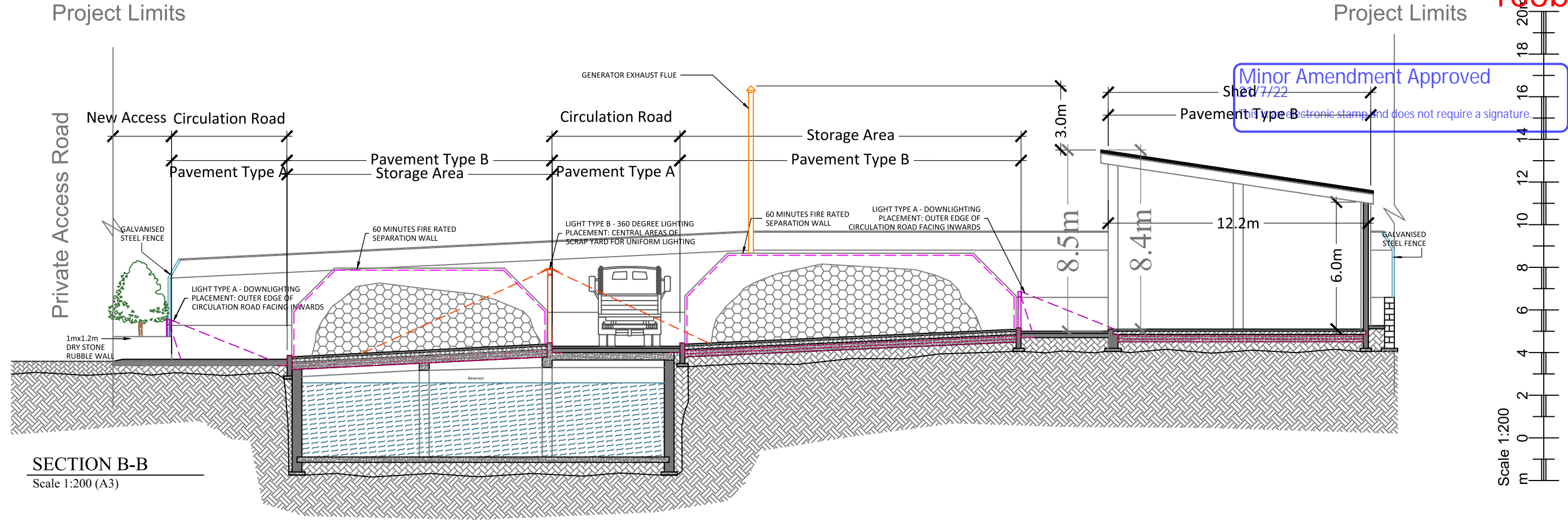
**In view of the provisions of Article 72(4) of the Development Planning Act (2016), a Commencement Notice is to be submitted to the Planning Authority, by the perit on behalf of the applicant, at least FIVE DAYS prior to the date of commencement of works or utilisation of the permission. Failure to submit the Commencement Notice (with all fields correctly completed) or failure to submit it within the required timeframe shall invalidate the Notice and shall result in the imposition of fines according to Schedule D of Legal Notice 277 of 2012, or its amendments, or its replacements. In addition, if the applicant fails to submit the Commencement Notice or the Commencement Notice submitted is invalid, the relative permission shall be considered as never having been utilised.**


-PADCN-









Project	SITE AT SQAQ FDAL IL-HADID, LUQA	Drawing Name	PROPOSED SECTIONS B-B & C-C	Drawn: LF	 Joe Bugeja Associates Maple Leaf Handing Road Industrial Estate, Qormi QRM 4000
	AMENDMENT TO APPROVED PA/05538/07 AND PA/01876/15			Date: 16-06-2022	
				Approved: JB	
				Scale: 1:200 (A3)	
				File No: J012	
Drawn: 006	Rev: -				

## Message From Stakeholder

Submitted By

Yves Bart C De Blick - on behalf of  
Environment and Resources Authority

Submitted On

18th July 2022 09:35:18

---

Reference is made to your consultation at doc 173a.

Without prejudice to the outcome of the ongoing IPPC variation application IP 0001/13/V1, ERA has no objection to the minor amendment proposed as per docs 168a-e.

Disma Attard Obo Dde Attard Ltd.

Date: 21 July 2022  
Our Ref: PA/04172/16  
Perit Ref: n/a

Dear Sir/Madam,

Application Number: PA/04172/16  
Location: Site at Don Kotra, Sqaq Fdal II- Hadid, Luqa, Malta  
Proposal: Proposed amendments from approved permits PA 5538/07 & PA 1876/15; to amend site boundary, site area to remain as approved; proposed erection of e.l.v. shed, additional access from private road, demolition of part of existing building and reconfiguration of site internal layout as indicated on drawings.

**Development Planning Act, 2016  
Minor Amendment to Permission PA/04172/16  
in terms of regulation 15 of Legal Notice 162 of 2016**

Reference is made to the request for minor amendments, to the above quoted development permission, submitted on 16 June 2022.

The changes you propose are acceptable as a minor amendment to the development permission. The following drawings/documents are being endorsed:

PA 4172/16/MA/168A/168B

This endorsement relates only to the changes described in your application form and specifically indicated on the drawings/documents. Any other changes from the original permission, which may be shown on the drawings/documents but which are not referred to in your application form, are not endorsed or accepted.

Consequently, this endorsement is **only** for the proposed development as specifically indicated and does not cover any other development or sanctions any illegal development which may exist on site, even if shown on the drawings/documents.

Please note that the conditions and amendments in the original permission remain valid and are therefore applicable to the development as amended, including the condition on the validity period of the permission. The other provisions of regulation 15 of Legal Notice 162 of 2016 also apply.

Yours faithfully

Jeffrey Vella  
for Executive Chairperson

-PAABMADcn-

12<sup>th</sup> September 2022  
MR. DISMA ATTARD  
'Censina'  
Triq Id-Dejma  
Fgura

Dear Mr. Attard,

**Re: Issue of Public Sewer Discharge Permit**

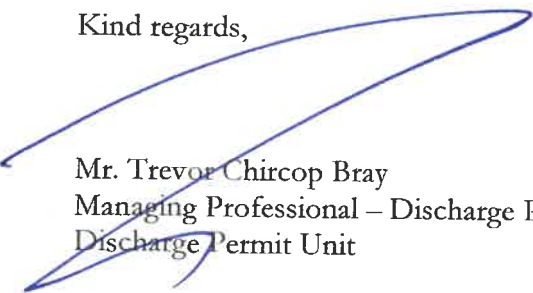
With reference to the above, please find enclosed the Public Sewer Discharge Permit for **DDE Attard Ltd**

Permit is valid for one year.

We kindly appreciate that for next year's renewal, you call at our offices one month prior to the expiry date.

If you have any queries, please do not hesitate to inform us.

Kind regards,



Mr. Trevor Chircop Bray  
Managing Professional – Discharge Permitting  
Discharge Permit Unit

**Water Services Corporation**  
Triq Hal Qormi, Hal Luqa, LQA 9043, Malta

(+356) 2244 5566  
customercare@wsc.com.mt

[wsc.com.mt](http://wsc.com.mt)



ISO 14001 applies only to WSC Main Office,  
Ta' Kandja P.S. and Pembroke R.O. Plant

**PUBLIC SEWER DISCHARGE PERMIT**

**SUBJECT**

**DDE Attard Ltd  
SQAQ IL-FDAL TAL-HADID,  
LUQA**

**OUR REFERENCE: DMU 7400**


**ACTIVITY: SCRAP YARD**

**YOUR REFERENCE:**

**To whom it may concern**

Applicant, **Mr. Disma Attard** has submitted an application to discharge trade effluent into the Public Sewer in terms of S.L. 545.08.

This application has been accepted and the necessary permit is hereby being issued to the applicant. The issued permit relates only to the discharge of domestic sewage. No discharge of trade effluent in the sewer system is permitted. **Permit is valid for one (1) year from date of issue.**



Mr. Trevor Chircop Bray  
Managing Professional – Discharge Permitting  
Discharge Permit Unit



12 September 2022

**Conditions printed overleaf**

**Water Services Corporation**  
Triq Hal Qormi, Hal Luqa, LQA 9043, Malta

(+356) 2244 5566  
customercare@wsc.com.mt

wsc.com.mt



ISO 14001 applies only to WSC Main Office,  
Ta' Kanja P.S. and Pembroke R.O. Plant



135/2, Kyle Buildings,  
Mediterranean Street,  
St Julian's, STJ 1870,  
Malta

Tel: (+356) 2137 7934  
Email:  
advisory@tfork.com

## Appendix 2 - Company Registration Certificate



# COMPANIES ACT, 1995

## CERTIFICATE OF COMPLIANCE WITH THE COMPANIES ACT, 1995

D. D. E. Attard Limited

Name of Commercial Partnership

Ex Naali House, Dejma Road, Fgura, Malta

Registered Office

C 4938

Registration No.


This is to certify that the above-mentioned  
Commercial Partnership which was registered under  
the Commercial Partnerships Ordinance on the

28 March, 1980


has complied with the provisions of the Companies Act, 1995  
in terms of Section 428 of the Act and shall be  
regulated by the said Act, with effect from the

Certified True Copy

31 December 1997

  
f/Registrar of Companies  
Dated this 31 May, 2005

  
J. CARUANA

 Registrar

24th

November,

97

Dated this ..... day of ..... 19 .....

## **Appendix 3 - André Camilleri CV & Police Conduct Certificate**



## Curriculum Vitae

**Name:** André Camilleri  
**Address:** 26, Frères Street,  
Sliema. SLM1143.  
Malta  
**Mobile Phone:** +356 79444215  
**e-mail:** andycamilleri@yahoo.com  
**Date of Birth:** 26th November 1979, 40 years old  
**Nationality:** Maltese, EU Citizen  
**Marital Status:** Single  
**Driving License:** Clean; categories B, C1

Andre' Camilleri has over 18 years' experience in both the private and public sector, mostly in middle and senior management positions. His responsibilities included business centre management, handling high net worth individuals' key accounts, project management, setting up and operating a profitable company in Libya, negotiating high-value contracts in Malta and abroad, handling logistics and ensuring that deadlines and targets are reached. Andre has a professional hands-on approach to company operations and excellent communication and skills. He has been involved in business development, company-wide strategies and liaising between suppliers and clients. Andre has also participated in numerous seminars and conferences in Malta and abroad to network and promote the companies he worked for, including well known designers.

### Work Experience:

Feb 2020 – To Date                      **DDE Attard & Aldazona** In-house Consultant

The Attard family own a number of business in various sectors, mainly in waste management and real estate. The position within this group of companies is to consolidate the various business streams and optimise.

The Responsibilities include:

- Oversee the day to day company operations
- Identify the weaknesses and propose optimisation
- Identifying the potential of the various properties owned by the family
- Liaise with various external consultants to develop the real estate business
- Liaise with various contractors to develop the various projects
- Project management
- Coordinate the waste business contracts
- Monitor competition to identify new business opportunities
- Prepare budgets, tenders, etc.

Feb 2018 – Feb 2020                      **Hili Properties plc** Country Manager

Hili Properties forms part of Hili Ventures group responsible for various assets around Europe. At Hili Properties a country manager's role is a hybrid between commercial property management and assets management. The Responsibilities include:

- To fully lease out the commercial spaces within the various business centres
- Update and monitor rent agreements
- Conduct and document regular facility inspections
- Identifying opportunities to improve property return
- Monitor competition to identify new business opportunities
- Prepare budgets, tenders, maintenance works etc.
- Smooth running for the Business Centres and their systems in an efficient manner
- Plan, organize and supervise maintenance / repairs for the facilities and various equipment such as HVAC, M&E etc.
- Supervise works carried by contractors and deliveries by vendors
- Monitor the business centres and utility systems are according to; legal, health & safety, industry standards and other requirements
- Overseeing the security of all the facilities and maintain security equipment against failures

- Plan, organize and oversee facility refurbishment and renovations
- Advise on energy efficiency practices
- Ensure good and active relationship with existing customers
- Understand the customer's business needs
- Maintain a good working relationship with tenants

Aug 2017 – Dec 2017

### **Climate-KIC (EIT) Head Coach /Stakeholder Development**

Climate-KIC Accelerator is an EU acceleration programme focused on climate impact by cleantech commercialisation.

- Head Coach for Climate-KIC Accelerator program - 8 Clean-tech Start-ups
- Handling the coaching curriculum under the Climate-KIC program.
- Assisted the start-ups to entity formation and business development.
- Consulting on Developing the start-ups' projects.
- Guided all the start-ups to the program closure successfully.

Climate-KIC Smart Sustainable Districts programme

- Engaged Public and Private Stakeholders required for the programme.
- Organised and Coordinated the ideation workshops.
- Understand the specific needs of the current Stakeholders' projects.
- Organised follow-ups between Stakeholders

Jan 2017 – Dec 2018

### **Sustainable Energy Project and Operations**

Changing the ideology to achieving clean and healthy air environment with an Eco-friendly, bio-gradable approach. Replacing chemicals with patented multi enzymes to digest, and without contributing to polluting our living environment. This engagement is an assignment putting to practice the knowledge from renewable energy studies and work experience. The Australian company has a unique multi enzyme HVAC and medical hygiene and energy saving products.

- Setup of Agency company in Malta
- Draw –up working practices for HVAC maintenance systems
- Liaise with Group HQ
- Technical business development for international HVAC market
- Setting up European e-commerce platform
- Contract negotiation
- Assisting in Market penetration strategies
- Tax structuring for product distribution

Sept 2015 – Nov 2016

### **Via Valetta (Marcel Wanders group) General Manager**

Via Valetta was a new trading set-up for the world-famous Dutch designer Marcel Wanders. My main role was to set-up the new venture and formulate the business. This included:

- Setup of company in Malta
- Draw –up working practise
- Liaise with Group HQ
- Business development for international Interior Designer market
- Handling key client accounts for High Net Worth individuals
- Setting up stands and logistics for international fairs
- Contract negotiation
- Procurement management for projects
- Item and equipment sourcing
- Mediation services
- Tax structuring for procurement projects
- Day to day management

April 2013 – To Date

## **Various engagements** Consultant

I was engaged by various service providers, to perform contractual risk analysis, management consulting and business development. Past engagements included:

- Organisational restructuring for a turnkey services company
- Drawing up/Vetting agreements for various jobs, such as maintenance, property management, condominiums and agencies
- Commercial property management
- Project analysis for turnkey projects.
- Business development for an international Interior Designer
- Business development for international companies within waste, ecology and energy efficiency field
- Dealing with Business requirements for High Net Worth individuals
- Rebranding
- Contract negotiation
- Managed the registration of various patents
- Setup of foreign companies in Malta
- Mediation services
- Seeing overseas renewable energy project contracts

Feb 2009– Nov 2013

## **Hexicon Malta Ltd.** Partner/ Business Operations

Hexicon Malta Ltd forms part of Hexicon AB and DWI AB, both Swedish companies born from the shipyard industry combining renewable energy technology. The company was formed to build an offshore floating wind turbine platform, supplying 72 MW of electrical energy. This multi million project was proposed to a number of countries and Malta was chosen to setup the first platform. This project qualified for Ner300 funding and was proposed by the Maltese government to the European Union. The Maltese project has been put on hold, while the project is being developed in other countries by the technology partners.

My main responsibilities for this company were;

- Acting as an intermediary between Technology parties and Maltese government. This included: Organisation of high level meetings between different parties, Due diligence, Research and Compiling of documentation, Provision of legal assistance,
- Hosting large delegations from various countries to understand the project better.
- Team member for a multimillion agreement with Chinese Shipyards,
- Negotiating and closing a PPA with Enemalta for the large energy project.
- Overview and completion of documentation submission for Ner300 EU funding and Consultancy, for the funding of over Eur70 million.
- Coordinating project parameters with the Maltese government during the funding application process involving twenty two departments and authorities.

Dec 2009 – Dec 2012

## **Page Ltd.** Partner/ Business Operations

Page Ltd. was born as a company from a partnership over a number of years for providing intermediary services between the foreign and Maltese parties. The previous years of work with the international companies, led to forming a company specialising in an all rounder for services to facilitate international companies to participate in Maltese projects.

My role within this company was;

- Facilitating and providing personal services for foreign clients that were looking to invest or participate in Maltese projects.
- Carryout due diligence, company registration, research and documentation requested by the clients
- Press conferences and high level investment presentations
- Project presentations and Tender bid vetting
- Provision of legal assistance, project coordination and infrastructural investment assistance (including co-ordinating banking facilities in conjunction with EU funding payments)

Some of the big projects achievements to my clients were;

- Restoration projects for Valletta, Birgu, Mdina and Cittadella worth over Eur14 million
- Participated in most Ten-T tenders (European road network funding)
- Presented various private partnership projects to the Maltese Government.



Jan 2008 – Oct. 2009

**KTL Ltd. Partner**

KTL is part of Kasco Group, a name which is synonymous with paper. The main field of business for Kasco is paper trading for both local and international markets. KTL's operation focused mainly on North African trade, bridging European/Asian suppliers to these markets.

The main role was business development and set-up of a local office.

- Creating a distributor and reseller network
- Market intelligence
- Tendering
- Setting up the paper recycling department

June 2003 – Nov2009

**Public Tender Consultant**

Over the past mentioned years Malta has broadened its opportunity for foreign companies to participate in local tenders. Being a new market for the international companies, I was approached to assist a number of companies to acquire local market knowledge and related tender legal regulations. The main tenders I was involved concerned the Italian Protocol road construction tenders and the initial EU funded infrastructural tenders.

Oct 2005 – Dec 2007

**MCIT Ltd. Technical Director**

MCIT was a company primary established for the Libyan market to provide ICT products and services. Being directly responsible for the company's operation and business development, helped me to gain vast experience in decision making and account management.

My main responsibilities included;

- Setting up and managing the company's technical department
- Connecting all the Libyan Embassies to the foreign ministry via Satellite and terrestrial links including refurbishing the main buildings.
- Supervising fibre optic network and related services concerning clean safe environment at Libya's largest hospital, in the Government's name for the Daewoo contract.
- Being handpicked by Microsoft's MCS to manage the first e-government project for the Ministry of Economy that included called BCT. This included designing the centres for the whole country and the ICT infrastructure with software development by Microsoft's MCS.
- Was involved in a number of other major projects.
- Achieving the first Microsoft DLAR. This involved co-ordinating with MS North Africa office to prepare the clients to get in-line with the requirements to adopt the licensing schemes. Additional to all this, I had to ensure that all the services were up to international standards.

Dealing with clients such as state companies in a developing country, results that you don't only have to provide identified services, but go for a turnkey solution. Most of the projects in Libya involve refurbishment and construction as the main part.

March 2004 – Sept 2005

**Computime Ltd. Project Manager and Technical Sales**

Computime is one of Malta's esteemed ICT companies, serving the Island's large accounts with various services varying from Server platforms to data warehousing.

My position within this team was quite challenging as from the beginning I was entrusted with;

- One of Malta's largest networks, consisting of over 5300 nodes fed through over 180 Km of Cat 7 cabling. The tasks included; Sub contractor supervision, planning of work schedules, Health and safety reporting, and calculating and ordering of all required equipment.
- Day-to-day technical sales and network installation jobs.
- Engaged in the incoming Tender bids preparation both for local and foreign markets.

I reported directly to the Director while co-ordinating with the Technology managers. The teams I had to managed varied from project to project, though we even hired project based team members. I was also involved in setting up the technology business section for the Libyan market and carrying out various technical visits.

Feb 2002 – Feb 2004

**Amatech Ltd.** Technical Executive/Network Project Leader

Amatech is an established I.T. consultancy company specialising in network designs & consultancy foreign and recently local customers.

My role include project management for installations, responsible for the design and implementation of structured cabling and integration of active equipment, such as switches, routers, firewalls etc. under the supervision of the technical director.

Such projects included; Corinthia Bab Africa Tripoli – Libya, Tripoli Medical Centre – Libya, Zueitina Oil Company – Libya, MITI offices. On the other hand I was also responsible for IT maintenance agreement of various companies in Libya and hands-on design experience on Guest Interactive TV systems.

Oct 2000 – Feb 2002

**Advanced Industrial Systems (AIS)** Maintenance Technician.

Nov 1998 – Sept 2000

**Netcom Ltd.** Apprenticeship/Junior Network Project Leader

July 1998 – Oct 1998

**RS2 International, Malta** Assistant System Administrator

Jan 1997 – June 1998

**Sharmar Computer Shop** PC Technician

## Education

- 2012-to date:** UoM – Institute for Sustainable Energy  
Currently reading a Master of Science in Sustainable Energy
- 2002-2004:** Swatar Training Centre  
NCC Advanced Diploma in Computer Studies & Management (Part of BSc. IT and Management)  
NCC International Diploma in Computer Studies
- 1996-2000** Fellenberg Training Centre for Industrial Electronics  
Diploma in Industrial Electronics  
MATC Live Sound Engineering Diploma
- 'O' levels:** Computer, Mathematics, English Language, Religious Knowledge, History, Physics, Maltese, French
- 1984–1996** Stella Maris College, Gzira
- Other Certificates:** Broadcasting technical support course – Media Link Communications, Malta  
Project Management – MIM  
Health & Safety – Health & Safety Institute Malta  
AutoCAD R14 Level 1 (IBS)  
Display Line Commercial Training Course – Bergamo, Italy  
Life Saving 2 (Royal Life Saving Society)  
First Aid Course - conducted by the De La Salle Brothers, Malta

## Book Publishing

Author and co-ordinator for a Book published by Allied Publications - At Home with the President

## References

Mr. Godwin Schembri  
Chief Technical Officer/Founder – KnowMeNow  
Mob: +356 79430004  
Email: godwinschembri@gmail.com

Dr. John Gauci  
Advocate  
Gauci Legal  
Tel : +356 20 991010  
Mob: +356 79253794  
Email: info@gaucilegal.com



**Microsoft**

"To Whom It May Concern

It is our pleasure to write in recommendation of Mr. Andre Camilleri.  
We have collaborated with Mr. Camilleri on a significant government pilot project for Microsoft and we were pleased with his leadership capabilities and professionalism. Our partner team led by Mr. Camilleri have delivered in a timely manner and with the highest level of quality"

Sincerely

Microsoft Services  
Emerging Market Lead  
Mohamed BRIDAA



Microsoft Tunisie  
Immeuble Iris  
Les Berges du Lac 2045 Tunis  
Tél. : (216-1) 960 006 - Fax : (216-1) 862 502  
e-mail : mstun@microsoft.com  
RC : B185281999

Amsterdam, 29.07.2016

## LETTER OF RECOMMENDATION

To whom it may concern.

This is to certify that **André Camilleri** has been employed at Via Valetta Ltd, a subsidiary company of Marcel Wanders, for the year (from 21 September 2015 till 31 July 2016) as General Manager.


André worked on major projects as the Rijksbook, London Townhouse, Dubai Design.

He has a great professional knowledge, delivers a high quality of detailed work and is very reliable.

Overall, we will emphasize that André can be a very valuable asset for the next company which will work with him and we highly recommend André as a person with many qualities.

We would like to thank André for his contribution and wish him all the best in his further career.

Sincerely,



Francisca Vermeulen  
CFO

Certificate No.: 778915



**PULIZIJA TA' MALTA**  
**MALTA POLICE**

**ČERTIFIKÁT TAL-KONDOTTA**  
**CERTIFICATE OF CONDUCT**

**Jien niddikjara lill-iskond L-Ordinanza dwar il-Certifikat tal-KonDOTTA (Kap. 77)**

name and surname

**ANDRE' CAMILLERI**

Nru. tal-Karta tal-Identita 0000780M

0000780M

bin/bint

**JOSEPH**

imwieled/imwielda fi' 26/11/1979

**SAN GILJAN, MALTA**

son of/daughter of

born on the

af Polje Poljeja ta' Malta Malta Polje Poljeja ta' Malta  
Poljeja ta' Malta Malta Polje Poljeja ta' Malta

u joqgħod/toqgħod  
and residing at

## 26. TRIQ IL-FRERES, SLIEMA MALTA

huwa/hija persuna ta' kondotta tajba  
*is a person of good conduct*

## Kwartieri Generali tal-Pulizija

Police H.Q.

Malta

data 18/05/2020 12:49:22

**Dritt imfiallas € 2.80**

Free paid

(Data u inizijali)

(Date and initials)

**Criminal Records Office**

18 MAY 2020  
Malta Police

**S 463 Christopher**

**Kummissarju tal-Pulizija**  
**Commissioner of Police**

## **Appendix 4 - Expenditure Plan**



ERA's ToR in respect of expenditure are:

*Please provide a plan of the estimated expenditure for each phase of the following specified activities arising from your proposal.*

*The plan should include the likely costs of:*

- *monitoring (emission/discharge and ambient monitoring);*
- *clearing the installation (including drainage systems) of all wastes;*
- *remedial action in the event of the failure of pollution control systems.*

*We recognise that this plan may need to be revised before the issue of the final permit.*

1. An expenditure plan specific to the temporary ELV depollution and disassembly is presented in Table 1. It is to be noted that other proposals related to the changing of the scheme layout plans and the inclusion of EWC code 16 01 06 will not impact original expenditure plan.

**Table 1: Expenditure plan**

Activity	Estimate costs
Clearing the installation of all ELV's	€150,000
Cleaning the oil-water interceptor	€1,000
Testing of treated used firefighting water	€1,000 (The cost of disposal is heavily dependent on whether the treated water is contaminated, and the quantities of wastewater to be disposed of)

2. Site remediation has not been costed since it would only be required if the site is found to have been contaminated at the decommissioning phase. In the case of temporary ELV depollution and disassembly process contamination is only anticipated in case of a spill. This is only expected once phase 1 and phase 2 are completed after which ELV's will start being accepted. The cost of



135/2, Kyle Buildings,  
Mediterranean Street,  
St Julian's, STJ 1870,  
Malta

Tel: (+356) 2137 7934  
Email:  
advisory@tfork.com

remediation is also heavily dependent on the extent of remediation required and the technology chosen.



135/2, Kyle Buildings,  
Mediterranean Street,  
St Julian's, STJ 1870,  
Malta

Tel: (+356) 2137 7934  
Email:  
advisory@tfork.com

## **Appendix 4 - Expenditure Plan**



DDE Attard Ltd

Waste Management Facility

Financial Projections

For the Years 2022 - 2031



**DDE Attard Ltd**  
**Waste Management Facility**  
**Financial Projections**  
**For the Years 2022 - 2031**

<b>CONTENTS</b>	<b>Page</b>
Introduction Report	3 - 4
Cost of Sales Analysis	5
Projected Overheads and Net Profit analysis	6
Projected Balance Sheet	7
Notes to the Operational Projections	8

**Contact us**



Ryan Montebello  
F.C.C.A M.I.A C.P.A  
Certified Public Accountant  
Office No 12, JCR Block  
Central Business District, Commerce Street Zone 3, Commerce St, Birkirkara  
Email: [montebello@finance24bpm.eu](mailto:montebello@finance24bpm.eu)  
Mob: 99244110



Date: 28 June 2022

The Directors  
DDE Attard Limited  
Censina House  
Triq Id-Dejma  
Fgura

Dear Sir/Madam,

**DDE Attard Ltd Projections for the Years 2022 – 2031 as part of the Waste Management infrastructure investment( in line with the EU Company Regularization)**

**Financial Study**

The attached report is an illustration of the projected work force that the waste facility will generate upon being granted the motor vehicle End of life vehicle permit. This, following the company massive investment into its waste facility to be in line with the EU and local regulation.

**Objectives and Scope of Work.**

The purpose of this report is to summarize the results and outline the information and assumptions by which we have based our feasibility study, approaches and conclusive opinion.

**Limitation of Liability**

This engagement did not constitute an audit and therefore, for the purposes of this engagement, we did not verify the data provided during the course of this work, unless as otherwise necessary for the purpose of meeting our obligations in relation to the provision of services. The Client will release and indemnify Finance 24 management Consultancy Limited and their personnel from any claims, liabilities, costs and expenses resulting from or in connection with this engagement, except to the extent determined to have resulted from the deliberate misconduct of this firm. No liability will be accepted towards any other party to whom our reports may be divulged, with or without our concept.



**FINANCE 24**  
**CORPORATE MANAGEMENT LTD.**

Advisory, Management,  
Accountancy, Audit & Tax

**Confidentiality and reliance**

Our duties in relation to this engagement are owned solely to DDE Attard Limited and accordingly we do not accept any responsibility for loss occasioned to any third party or refraining from action as a result of our report.

Since others may seek to use this report for different purposes other than as set in our letter of engagement, this report or parts thereof should not be quoted, referred to or shown to any other parties unless so required by a regulatory body, without our prior consent in writing.

Yours Sincerely,

Ryan Montebello

*o.b.o Finance 24 Management Consultancy Limited*

**Ryan Montebello**  
A.C.C.A M.I.A. C.P.A  
Warrant Number: 11766

Years	2022 Euro	2023 Euro	2024 Euro	2025 Euro	2026 Euro	2027 Euro	2028 Euro	2029 Euro	2030 Euro	2031 Euro
<u>International Export Market Revenue</u>										
Steel Scrap	7,279,459	7,575,268	7,954,152	8,369,987	8,388,617	8,483,004	8,672,769	8,771,186	8,797,500	9,237,375
Stainless Steel	14,453	15,565	15,565	15,842	15,842	16,899	19,567	19,567	20,790	19,127
Steel Armatures	60,811	63,080	66,295	70,062	70,030	70,996	72,342	73,288	73,600	71,098
Aluminum Mix	206,408	216,810	227,213	250,646	255,819	260,993	260,844	265,914	271,548	262,315
Aluminum Profiles	76,233	89,997	94,232	104,503	108,950	111,173	107,727	109,839	111,951	108,145
Aluminum Cables	13,254	14,359	14,359	16,236	16,236	16,236	16,526	16,526	16,526	15,964
Aluminum Cans	8,164	8,747	9,330	10,409	10,409	10,409	10,470	10,470	10,470	10,114
Aluminum Bailed	18,660	18,660	19,826	21,430	22,042	22,654	21,522	22,103	22,685	21,914
Brazz Bronze	90,712	97,191	100,431	112,256	112,256	115,658	113,106	113,106	116,338	112,382
Cooper Wire	29,105	30,817	32,529	35,054	35,953	36,852	35,863	36,717	37,571	36,293
Heavy Copper	72,403	72,403	77,575	86,884	86,884	86,884	87,699	87,699	87,699	84,717
Copper Cable	16,025	17,806	17,806	20,566	20,566	20,566	21,314	21,314	21,314	20,589
Motor Copper Cable	9,411	9,881	10,352	11,364	11,858	11,858	11,734	11,734	12,203	11,789
Copper Pipes	29,105	30,817	32,529	35,054	35,953	36,852	35,863	36,717	37,571	36,293
ELV Steel Metals	810,811	803,571	803,571	805,310	791,304	784,483	786,325	779,661	766,667	766,667
ELV Aluminium Metals	109,500	109,500	109,500	114,975	114,975	114,975	112,676	112,676	112,676	103,661
ELV Wire and Motors	559,200	559,200	559,200	559,200	559,200	559,200	559,200	559,200	559,200	559,200
ELV Lead Acid Batteries	27,430	17,120	17,120	17,976	17,976	17,976	17,078	17,078	17,078	15,711
Catalyst Unit	52,000	52,000	52,000	52,000	52,000	52,000	52,000	52,000	52,000	52,000
Large Households - Metals	44,189	44,189	44,189	44,189	44,189	44,189	44,189	44,189	44,189	44,189
Large Households - Aluminium	14,823	14,823	14,823	14,823	14,823	14,823	14,823	14,823	14,823	14,823
Large Households -Other Metals	80,629	83,943	88,361	92,779	94,988	96,092	98,301	100,510	102,719	102,719
<u>Local Market Revenue</u>										
Tyres	229,920	229,920	229,920	241,416	241,416	241,416	229,345	229,345	229,345	210,998
Local Market	10,000	10,100	10,201	10,303	10,406	10,510	10,615	10,721	10,829	10,937
Total Revenue	9,862,704	10,185,767	10,601,077	11,113,262	11,132,693	11,236,697	11,411,896	11,516,383	11,547,290	11,929,020
<u>Cost of Sales</u>										
Purchase of Material	3,630,920	3,809,110	3,992,160	4,186,510	4,265,600	4,347,720	4,439,980	4,522,570	4,610,240	4,834,613
Freight inc. Port Fees	1,077,360	1,131,240	1,187,820	1,247,220	1,272,120	1,297,620	1,323,540	1,350,000	1,377,000	1,445,850
Processing Costs : Fuel, Waste, Equipment fees	1,513,976	1,563,568	1,627,320	1,705,943	1,708,926	1,724,891	1,751,785	1,767,824	1,772,569	1,831,166
Depreciation	950,818	916,643	879,521	879,521	852,781	52,781	52,781	52,781	35,493	951
Rent	196,000	196,000	196,000	196,000	196,000	196,000	196,000	196,000	196,000	196,000
Wages and Salaries	448,000	470,400	493,920	518,616	544,547	571,774	600,363	630,381	661,900	694,995
Total Cost of Sales	7,817,074	8,086,961	8,376,741	8,733,810	8,839,974	8,190,786	8,364,449	8,519,556	8,653,202	9,003,575
Gross Profit	2,045,630	2,098,806	2,224,336	2,379,452	2,292,719	3,045,911	3,047,447	2,996,827	2,894,088	2,925,445
Mark - Up Margin	26% 21%	26% 21%	27% 21%	27% 21%	26% 21%	37% 27%	36% 27%	35% 26%	33% 25%	32% 25%



Years	2022 Euro	2023 Euro	2024 Euro	2025 Euro	2026 Euro	2027 Euro	2028 Euro	2029 Euro	2030 Euro	2031 Euro	Note
<u>Less Overheads</u>											
Directors Remuneration	240,000	242,400	244,824	247,272	249,745	252,242	254,765	257,312	259,886	262,484	6
Administrative Wages	75,000	75,750	76,508	77,273	78,045	78,826	79,614	80,410	81,214	82,026	
Advertising	10,000	10,200	10,404	10,612	10,824	11,041	11,262	11,487	11,717	11,951	7
Travelling and Entertainment	10,000	10,200	10,404	10,612	10,824	11,041	11,262	11,487	11,717	11,951	
Insurance and Licencing	50,000	51,000	52,020	53,060	54,122	55,204	56,308	57,434	58,583	59,755	7
Stationery and Printing	2,500	2,625	2,756	2,894	3,039	3,191	3,350	3,518	3,694	3,878	
Professional Fees	37,800	38,580	39,288	39,909	40,427	40,824	41,077	41,165	41,060	40,733	7
Operational Annual fees	500	550	605	666	732	805	886	974	1,072	1,179	
Annual Operational Audits	1,700	1,870	2,057	2,263	2,489	2,738	3,012	3,313	3,644	4,009	7
Annual Monitoring	5,000	5,500	6,050	6,655	7,321	8,053	8,858	9,744	10,718	11,790	
Permit Consultancy	15,000	16,500	18,150	19,965	21,962	24,158	26,573	29,231	32,154	35,369	7
IT Costs	18,000	18,900	19,845	20,837	21,879	22,973	24,122	25,328	26,594	27,924	
Licence and Permits	5,000	5,250	5,513	5,788	6,078	6,381	6,700	7,036	7,387	7,757	7
Cleaning Expenses	15,000	15,750	16,538	17,364	18,233	19,144	20,101	21,107	22,162	23,270	
Telecommunications	3,200	3,360	3,528	3,704	3,890	4,084	4,288	4,503	4,728	4,964	7
Audit Fees	2,500	2,625	2,756	2,894	3,039	3,191	3,350	3,518	3,694	3,878	
Utilitiy Fees	15,000	15,750	16,538	17,364	18,233	19,144	20,101	21,107	22,162	23,270	7
<u>Total Administration Expenses</u>	506,200	516,810	527,783	539,134	550,880	563,039	575,630	588,671	602,184	616,188	
<u>Financial Expenses</u>											
Interest - Loans	213,362	297,964	276,524	262,581	205,482	174,435	142,337	108,429	72,608	34,766	8
Interest - GBF	66,000	66,000	66,000	66,000	66,000	66,000	66,000	66,000	66,000	66,000	9
Bank Charges	12,000	12,600	13,230	13,892	14,586	15,315	16,081	16,885	17,729	18,616	
<u>Total Financial Expenses</u>	291,362	376,564	355,754	342,472	286,068	255,750	224,418	191,314	156,337	119,382	
<b>Net Profit</b>	<b>1,248,068</b>	<b>1,205,432</b>	<b>1,340,800</b>	<b>1,497,846</b>	<b>1,455,771</b>	<b>2,227,121</b>	<b>2,247,399</b>	<b>2,216,842</b>	<b>2,135,567</b>	<b>2,189,874</b>	
<u>Unforseen Contingency</u>	<u>124,807</u>	<u>120,543</u>	<u>134,080</u>	<u>149,785</u>	<u>145,577</u>	<u>222,712</u>	<u>224,740</u>	<u>221,684</u>	<u>213,557</u>	<u>218,987</u>	10
<b>Projected Net Profit</b>	<b>1,123,261</b>	<b>1,084,889</b>	<b>1,206,720</b>	<b>1,348,062</b>	<b>1,310,194</b>	<b>2,004,409</b>	<b>2,022,659</b>	<b>1,995,158</b>	<b>1,922,011</b>	<b>1,970,887</b>	
<b>Net Profit Margin</b>	<b>11%</b>	<b>11%</b>	<b>11%</b>	<b>12%</b>	<b>12%</b>	<b>18%</b>	<b>18%</b>	<b>17%</b>	<b>17%</b>	<b>17%</b>	
<b>Ebita</b>	<b>2,353,441</b>	<b>2,365,496</b>	<b>2,428,765</b>	<b>2,556,163</b>	<b>2,434,457</b>	<b>2,297,625</b>	<b>2,283,777</b>	<b>2,222,367</b>	<b>2,096,111</b>	<b>2,072,604</b>	



	Projected 31-Dec-22 Euro	Actual as at 31-Dec-21 Euro	Note
<b>Fixed Assets</b>			
Freehold Land and Buildings	1,275,994	275,994	
Office and Computer Equipment	4,282	5,709	
Plant and Machinery and Equipment	3,813,430	613,430	
Motor Vehicles	49,190	65,587	
Furniture and Fittings	1,100	1,222	
<b>Net Book Value</b>	<b>5,143,996</b>	<b>961,943</b>	
<b>Current Assets</b>			
Debtors	946,995	830,697	
Stock	554,926	159,778	
VAT	193,132	257,509	
Shareholders Loan	1,643,690	1,643,690	
Related Party	1,978,352	1,978,352	
Cash and Bank Guarantees	185,000		1:
Prepayments	33,227	36,919	
<b>Total Current Assets</b>	<b>5,535,322</b>	<b>4,906,946</b>	
<b>Total Assets</b>	<b>10,679,319</b>	<b>5,868,888</b>	
<b>Current Liabilities</b>			
Creditors	683,498	804,983	
Accruals	392,137	1,399,452	
Banking Aid	5,893,661	1,193,661	14
Paye - ( CIR )	-	8,837	
Deffered Tax	165,927	165,927	
<b>Total Current Liabilities</b>	<b>7,135,223</b>	<b>3572860.6</b>	
<b>Net Asset Value</b>	<b>3,544,096</b>	<b>2,296,028</b>	
<b>Working Capital</b>			
Share Capital	100,000	100,000	
Revaluation Reserve	-	-	
Retained earnings	2,196,028	1,560,903	
Profit ( Loss ) for the period	1,248,068	635,125	
<b>Total Equity</b>	<b>3,544,096</b>	<b>2,296,028</b>	
<b>Working Capital</b>	<b>3,544,096</b>	<b>2,296,028</b>	

(0)

**Note**

- 1 The finished product is put into the international market via the international stock exchange prices and traded in both USD and EURO.
- 2 The established local purchase price of all material is established internally and reviewed on a regular basis. This, in order to work hand in hand with actual market prices. Thus, the international price changes both positive and negative are reflected immediately on the local acquisition price. This, will safeguard the company interest and ascertain the required gap in price from purchase to selling price to reflect the processing and profit process.
- 3 The accounted price of freight has been inflated in order to account for any future price increases. However, we usually enhance the shipment export on the loaded tonnage in order to benefit from economies of scale. Since the price is fixed by destination and maximum capacity only. Also, the company has trading agreements both on CIF and FOB terms. This, makes it easier to mitigate company freight exposure.
- 4 The Rent is an internal expense in order to cross refer the sister company scrap yard loan from Aldazona limited. This is the remaining part of the loan when the land was acquired.
- 5 This projected investment in infrastructure, building and machinery will yield a higher output capacity. This, with the same level of employees, a lesser degree of machinery upkeep and utility consumption. Presently part of the machinery has had its useful economic life utilised. Thus, machinery upkeep is a material expense for the company. This will be completely reduced with the latest technological machinery.
- 6 Administrative wages, has been accounted for on basis of the latest market changes.
- 7 Insurance and Licensing is based on an estimated quote in order to have the new waste management facility appropriate with the adequate insurance policies in place.
- 8 An estimated interest cost has been established on the required financial aid in order to sustain this investment with a moratorium till end of Dec 2023.
- 9 The company will still need to operate an overdraft. This in order to mitigate the regular flow of shipments, stocks and debtors.
- 10 A Net Profit contingency of 10% has been taken in order to account for any unrealised cost Absorption. This, which may refer to difference of exchange, unexpected inflation etc.
- 11 The company has an MDP loan of Euro 1,450,000. This is projected to be paid in full by the year 2026.
- 12 A financial loan is required to finance the full project of Euro 5 million, however the This investment will also yield substantial economies of scale due to lesser cost absorption in labour, machinery upkeep and Utility consumption, which will yield a higher net profit margin.
- 13 The Cash and Bank Guarantees are physical guarantees towards Gov'n entities to operate inc. ERA, Mepa and Waste Serv
- 14 The financial Loan is Earmarked to cater for Phase one Euro 4,000, Phase two Euro 85,000, Phase three Euro 1,345,000, Phase Four Euro 2,600,000 with its equivalent of capitalisation of Architectural Fees Euro 30,000 and New Equipment of Euro 2,300,000